


# tableLIFT .14<sup>®</sup>

Mesa elevadora para baterías y motores

Lifting table for batteries & engines



  
**1.400 kg**  
**3.080 lbs**



ES

- Mesa elevadora extensible hasta 300mm e inclinable en ambos ejes, que facilita la separación de componentes
- Altura máxima de 1.8m que ayuda a desmontar fácil y cómodamente baterías y motores
- Superficie perforada y roscada con patrón 100x100mm para la colocación de útiles y soportes

EN

- Table lift extendable up to 300mm and tiltable in both axes, which facilitates the separation of components
- High height up to 1.8m that helps to easily and conveniently remove batteries and motors
- Perforated threaded surface with 100x100mm pattern for the placement of tools and supports

IT

- Tavolo elevatore allungabile fino a 300 mm e inclinabile su entrambi gli assi
- Altezza massima fino a 1,8 m che aiuta a rimuovere facilmente e comodamente batterie e motori
- Superficie forata e filettata con interasse 100x100mm per il posizionamento di attrezzi e supporti motori

FR

- Table élévatrice extensible jusqu'à 300 mm et inclinable dans les deux axes, ce qui facilite la séparation des composants
- Hauteur jusqu'à 1,8 m qui permet de retirer facilement et commodément les batteries et les moteurs
- Surface perforée et filetée avec motif 100x100 mm pour le placement des outils et supports

DE

- Ein bis zu 300mm ausziehbarer Hubtisch mit biegbaren Achsen, dass die Trennung von Bauteilen leichter macht
- Eine max. Höhe von 1,8m, was eine leichte Demontage von Motor und Batterien ermöglicht
- Eine gebohrte und mit Gewinde versehene Oberfläche, mit Muster 100mmx100mm, um Werkzeug und Stützen aufzubewahren.

# tableLIFT® AE8500

## KIT BÁSICO / BASIC SET

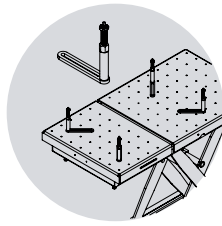
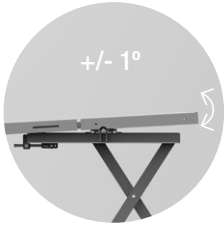
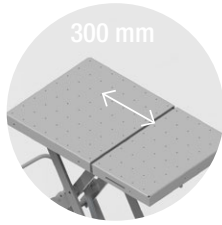
Ref. Descripción / Description

AE8500 Mesa elevadora / Table Lift











AE8500

\* Goma no incluida (opcional) / Rubber no included (Optional)



\*Opcional / Optional  
AE8110

## CARACTERÍSTICAS TÉCNICAS / TECHNICAL SPECIFICATIONS

					<b>POWER SUPPLY</b>			
201 cm 6' 7"	99 cm 3' 3"	MIN 80 cm 2' 7"	MAX 180 cm 6'	1.400 kg 3.080 lbs	AIR	600 kg 1320 lbs	200x100x80cm 6.5'x3' 3"x32"	UNE-EN 1570-1:2012+A1

## DATOS TÉCNICOS / TECHNICAL DATA (mm)

