

STORAGE & WORKSTATIONS

 [back to Section List](#)



Cabinet Boxes
1058-1060

Cargo Storage Cases
1079

Compartment Boxes
1060-1062

**Flammables/Hazardous
Storage Cabinets**
1002-1004

Floor Cabinets
1001

Floor Tiles
1050

Foldable Workbenches
1039

Key Cabinets
1072-1073

Lockers
1002

**Modular Storage System
American PRO®**
1006-1008

**Modular Storage System
Premier™**
1024-1031

**Modular Storage System
Superline PRO®**
1009-1023

STORAGE & WORKSTATIONS



[back to
Section List](#)

Padlocks

1070-1071

Parts & Wall Storage

1053-1062

Power Tool Storage Racks

1051

Racking Systems

1040-1044

Safes

1074-1075

Sites Boxes

1076-1079

Storage Hooks

1051-1053

Tool Cases

1063-1065

Tool Chest Accessories

1046-1049

Tool Chests American PRO®

946-953

Tool Chests Premier™

977-988

Tool Chests Superline PRO®

954-976

Tool Storage Bags

1068-1069

Toolboxes

1063-1067

Truck & Site Boxes

1076-1079

Tyre Storage Systems

1044-1045

Van Storage Systems

1080

Wheel Trolleys

1045

Workbenches

995-1000

Workshop Trolleys

991-995

Workstations Mobile

989-990

Workstations Premier Industrial™

1032-1038



A-F SEE RIGHT

6 Drawer Topchest & Rollcab Combinations with Ball-Bearing Slides

The economical way to buy American PRO® Ball-Bearing quality tool chests. Supplied packed one inside the other. This mid-size combo has smooth 25mm ball-bearing slides and all the features of the professional chests, except that the rollcab is not lockable and the castors are Ø75mm. These boxes are not interchangeable with the rest of the American PRO® Ball-Bearing Range.

Model No:	Colour:		
A AP22B	Blue		
B AP22BK	Black		
C AP22HVG	Green		
D AP22O	Orange		
E AP22R	Red		
F AP22Y	Yellow		
Specification:	Width:	Depth:	Height:
4 Drawer Topchest:			
Overall Size:	600mm	260mm	340mm
Small Drawer (x3):	510mm	225mm	35mm
Medium Drawer (x1):	510mm	225mm	85mm
2 Drawer Rollcab:			
Overall Size:	615mm	295mm	705mm
Medium Drawer (x2):	515mm	275mm	65mm
Cupboard (x1):	610mm	275mm	375mm



A-C SEE BELOW

6 Drawer Topchest & Rollcab Combinations with Ball-Bearing Slides

The economical way to buy American PRO® Ball-Bearing quality tool chests. Supplied packed one inside the other. This mid-size combo has smooth 25mm ball-bearing slides and all the features of the professional chests except that the rollcab is not lockable and the castors are Ø75mm. These boxes are not interchangeable with the rest of the American PRO® Ball-Bearing Range.

Specification:	Width:	Depth:	Height:
4 Drawer Topchest:			
Overall Size:	600mm	260mm	340mm
Small Drawer (x3):	510mm	225mm	35mm
Medium Drawer (x1):	510mm	225mm	85mm
2 Drawer Rollcab:			
Overall Size:	615mm	295mm	700mm
Medium Drawer (x2):	515mm	275mm	65mm
Cupboard (x1):	610mm	275mm	375mm
Model No:			Colour:
A AP2200BBHV			Green
B AP2200BBCP			Purple
C AP2200BB			Red



D-F SEE BELOW

3 Drawer Mid-Boxes with Ball-Bearing Slides

Additional storage to be used with the rest of the American PRO® range. Features smooth 25mm ball-bearing drawer slides and cylinder lock for additional security. Supplied with two keys.

Specification:	Width:	Depth:	Height:
3 Drawer			
Overall Size:	605mm	260mm	250mm
Small Drawer (x2):	510mm	220mm	50mm
Medium Drawer (x1):	510mm	220mm	65mm
Model No:			Colour:
D AP22309BBHV			Green
E AP22309BBCP			Purple
F AP22309BB			Red



G APCSTS

Collapsible Magnetic Parts Tray Set

For full details, see page 1046.

A NEW

B NEW

C NEW



**2 YEAR
GUARANTEE***

**9 Drawer
& Cupboard
Combination**



A-C SEE BELOW

9 Drawer Topchest, Mid-Box & Rollcab Stacks

The economical way to buy American PRO® Ball-Bearing quality tool chests. These mid-size combos have smooth 25mm ball-bearing slides and all the features of the professional chests except that the rollcab and mid-box are not lockable and the castors are Ø75mm. These boxes are not interchangeable with the rest of the American PRO® Ball-Bearing Range.

Specification:	Width:	Depth:	Height:
Overall Size:	615mm	295mm	1290mm
4 Drawer Topchest:			
Overall Size:	600mm	260mm	340mm
Small Drawer (x3):	510mm	225mm	35mm
Medium Drawer (x1):	510mm	225mm	85mm
3 Drawer Mid-Box:			
Overall Size:	605mm	260mm	250mm
Small Drawer (x2):	510mm	220mm	50mm
Medium Drawer (x1):	510mm	220mm	65mm
2 Drawer Rollcab:			
Overall Size:	615mm	295mm	700mm
Medium Drawer (x2):	515mm	275mm	65mm
Cupboard (x1):	610mm	275mm	375mm

Model No:	Colour:
A AP2200BBHVSTACK	Green
B AP2200BBCPSTACK	Purple
C AP2200BBSTACK	Red



D

Blue
Black
Green
Orange 30mm
Red 50mm

D SEE BELOW

Easy Peel Shadow Foam®

Create your own tool tray inserts with this easy peel foam. Layered foam allows for depths to be set to suit the tool. Bright coloured foam underneath a black top highlights tools for a professional look. Can be cut to fit any tool tray or drawer. Made from 100% Polyethylene.

Tray Size (W x D x H):	1200 x 550 x 30mm
Model No:	Colour:
SF30B	Blue/Black
SF30BK	Black/Black
SF30G	Green/Black
SF30OR	Orange/Black
SF30R	Red/Black
SFPK30R (Pack of 3) NEW	Red/Black
Tray Size (W x D x H):	1200 x 550 x 50mm
Model No:	Colour:
SF50B	Blue/Black
SF50BK	Black/Black
SF50G	Green/Black
SF50OR	Orange/Black
SF50R	Red/Black
SFPK50R (Pack of 3) NEW	Red/Black



American Pro® Tool Chests

Manufactured with double skin side walls for extra strength and finished in smooth, hi-gloss, triple baked enamel. Resists scratches, oil, dirt and most solvents. Drawers run on 25mm ball-bearing slides and drawer faces have full length pulls with chrome style trim. All chests, except AP2200BB series Rollcabs, are supplied with tumbler type security locks complete with two numbered keys and drop down carry handles. For mobility around the workshop, even when fully laden, the cabinets additionally feature hard compound rubber castors, two fixed and two locking.



A AP2509B
9 Drawer Topchest with Ball-Bearing Slides - Black

Specification:	Width:	Depth:	Height:
Overall Size:	600mm	260mm	380mm
Small Split Drawer (x6):	150mm	220mm	35mm
Small Drawer (x2):	510mm	220mm	35mm
Medium Drawer (x1):	510mm	220mm	80mm

B AP2505B
5 Drawer Rollcab with Ball-Bearing Slides - Black

Specification:	Width:	Depth:	Height:
Overall Size:	620mm	330mm	770mm
Large Drawer (x5):	510mm	270mm	100mm



C AP2201BB
6 Drawer Topchest with Ball-Bearing Slides - Red

Specification:	Width:	Depth:	Height:
Overall Size:	600mm	260mm	340mm
Small Split Drawer (x3):	150mm	220mm	35mm
Small Drawer (x2):	510mm	220mm	35mm
Medium Drawer (x1):	510mm	220mm	80mm

D AP22309BB
3 Drawer Mid-Box with Ball-Bearing Slides - Red

Specification:	Width:	Depth:	Height:
Overall Size:	605mm	260mm	250mm
Small Drawer (x2):	510mm	220mm	50mm
Medium Drawer (x1):	510mm	220mm	65mm

E AP22505BB
5 Drawer Rollcab with Ball-Bearing Slides - Red

Specification:	Width:	Depth:	Height:
Overall Size:	620mm	330mm	770mm
Large Drawer (x5):	510mm	270mm	100mm



F AP22509BB
9 Drawer Topchest with Ball-Bearing Slides - Red

Specification:	Width:	Depth:	Height:
Overall Size:	600mm	260mm	380mm
Small Split Drawer (x6):	150mm	220mm	35mm
Small Drawer (x2):	510mm	220mm	35mm
Medium Drawer (x1):	510mm	220mm	80mm

G AP22507BB
7 Drawer Rollcab with Ball-Bearing Slides - Red

Specification:	Width:	Depth:	Height:
Overall Size:	620mm	330mm	885mm
Small Drawer (x2):	510mm	270mm	45mm
Large Drawer (x5):	510mm	270mm	100mm

Please note that for security reasons we are only able to supply complete lock assembly and key sets as replacements for our toolboxes and site boxes (where applicable) and not individual replacement keys. We therefore recommend getting additional keys cut if deemed necessary.



**2 YEAR
GUARANTEE***

A-E SEE BELOW

American PRO® Tool Chests

Manufactured with double skin side walls for extra strength and finished in smooth, hi-gloss, triple baked enamel. Resistant to scratches, oil, dirt and most solvents. Drawers run on 25mm ball-bearing slides for strength and drawer faces have full length pulls with chrome style trim. All chests are supplied with tumbler type security locks and two numbered keys and have drop down carry handles. For mobility around the workshop, even when fully laden, the rollcab features hard compound rubber wheels, two fixed and two locking castors. All drawers have been specifically sized to accommodate our range of Siegen tool trays.

A AP3505TB

5 Drawer Topchest with Ball-Bearing Slides - Black

Specification:	Width:	Depth:	Height:
Overall Size:	600mm	305mm	470mm
Overall Size inc. Handle:	625mm	305mm	470mm
Medium Drawer (x5):	510mm	270mm	65mm

B AP3503TB

3 Drawer Mid-Box Chest with Ball-Bearing Slides - Black

Specification:	Width:	Depth:	Height:
Overall Size:	605mm	310mm	275mm
Medium Drawer (x3):	510mm	270mm	65mm

C AP3508TB

8 Drawer Rollcab with Ball-Bearing Slides - Black

Specification:	Width:	Depth:	Height:
Overall Size:	615mm	330mm	885mm
Overall Size inc. Handle:	680mm	330mm	885mm
Medium Drawer (x5):	510mm	270mm	65mm
Large Drawer (x3):	510mm	270mm	100mm

F AP35TBCOMBO

16 Drawer Tool Chest Combination with Ball-Bearing Slides & 420pc Tool Kit

This modular tool kit includes: Tool Chests; AP3503TB, AP3505TB, AP3508TB and Tool Trays; S01120, S01124, S01125, S01126, S01127, S01129, S01130, S01131, S01133, S01134.



D AP35STACK

16 Drawer Tool Chest Combination with Ball-Bearing Slides - Black

Includes Model No's AP3505TB, AP3503TB and AP3508TB.

Specification:	Width:	Depth:	Height:
Overall Size inc. Handle:	680mm	330mm	1630mm

E NEW

8 Drawer



E AP35TBCOMBO3

8 Drawer Rollcab with Ball-Bearing Slides & 136pc Tool Kit - Black

This modular tool kit includes: Tool Chest; AP3508TB and Tool Trays; S01120, S01123, S01129, S01127, S01134. Refer to individual Model No's on pages 26 to 28, for contents and full specification of tool trays included.


Specification:	Width:	Depth:	Height:
Overall Size inc. Handle:	680mm	330mm	885mm
Medium Drawer (x5):	510mm	270mm	65mm
Large Drawer (x3):	510mm	270mm	100mm

F

5 Drawer


3 Drawer

8 Drawer



F

Refer to individual Model No's on pages 26 to 28, for contents and full specification of tool trays included.



A-G American PRO® Tool Chests

Manufactured from double skin side walls for extra strength and finished in a smooth, hi-gloss triple baked enamel. Resistant to scratches, oil, dirt and most solvents. Topchests and mid-boxes feature 35mm ball-bearing slides and recessed carry handles. Rollcabs feature 45mm ball-bearing slides, side handle and four castors (two fixed and two locking) for mobility around the workshop, even when fully laden. Each drawer face has full length pulls with chrome style trims. All chests are supplied with tumbler type security locks and two numbered keys.


A SEE BELOW
5 Drawer Topchests with Ball-Bearing Slides

Specification:	Width:	Depth:	Height:
Overall Size:	660mm	305mm	430mm
Small Drawer (x4):	565mm	270mm	45mm
Medium Drawer (x1):	565mm	270mm	70mm
Model No:	Colour:		
AP225	Red		
AP225B	Black		

B SEE BELOW
3 Drawer Mid-Boxes with Ball-Bearing Slides

Specification:	Width:	Depth:	Height:
Overall Size:	670mm	315mm	255mm
Small Drawer (x2):	565mm	270mm	45mm
Medium Drawer (x1):	565mm	270mm	70mm
Model No:	Colour:		
AP223	Red		
AP223B	Black		

C SEE BELOW
6 Drawer Rollcabs with Ball-Bearing Slides

Specification:	Width:	Depth:	Height:
Overall Size:	680mm	460mm	950mm
Small Drawer (x1):	565mm	405mm	70mm
Medium Drawer (x4):	565mm	405mm	90mm
Large Drawer (x1):	565mm	405mm	145mm
Model No:	Colour:		
AP226	Red		
AP226B	Black		

F-G SEE BELOW
13 Drawer Topchest & Rollcab Combinations with Ball-Bearing Slides

The economical way to buy American PRO® Ball-Bearing quality tool chests. Supplied packed one inside the other. This combo has smooth 25mm ball-bearing slides and all the features of the professional chests except that the swivel castors are Ø100mm. Features locks on both the topchest and rollcab, with removable steel bar on the rollcab and integral bars on the topchest. Supplied with two keys for each lock.

Specification:	Width:	Depth:	Height:
9 Drawer Topchest :			
Overall Size:	600mm	260mm	380mm
Small Split Drawer (x6):	150mm	220mm	35mm
Small Drawer (x2):	510mm	220mm	35mm
Medium Drawer (x1):	510mm	220mm	80mm
4 Drawer Rollcab:			
Overall Size:	615mm	330mm	935mm
Small Drawer (x2):	515mm	305mm	45mm
Medium Drawer (x2):	515mm	305mm	80mm
Cupboard (x1):	610mm	295mm	425mm
Model No:	Colour:		
F AP22513BB	Red		
G AP2513B	Black		


D-E SEE RIGHT
14 Drawer Topchest, Mid-Box & Rollcab Combinations with Ball-Bearing Slides




A AP9243BBCOMBO
3 Drawer Portable Tool Chest with Ball-Bearing Slides & 93pc Tool Kit

American PRO® 3 Drawer Portable Tool Chest Model No. AP9243BB (see page 1067) with 93pc Tool Kit. See www.sealey.co.uk for full details.



B AP9243BBHVCOM
3 Drawer Portable Tool Chest with Ball-Bearing Slides & 93pc Tool Kit

American PRO® 3 Drawer Portable Tool Chest Model No. AP9243BBHV (see page 1067) with 93pc Tool Kit. See www.sealey.co.uk for full details.



C AP2201BBCOMBO
6 Drawer Topchest with Ball-Bearing Slides & 98pc Tool Kit

American PRO® 6 Drawer Topchest Model No. AP2201BB (see page 949) with 98pc Tool Kit. See www.sealey.co.uk for full details.



D AP22509BBCOMB
9 Drawer Topchest with Ball-Bearing Slides & 205pc Tool Kit

American PRO® 9 Drawer Topchest Model No. AP22509BB (see page 949) with 205pc Tool Kit. See www.sealey.co.uk for full details.



E AP225COMBO
5 Drawer Topchest with Ball-Bearing Slides & 272pc Tool Kit

American PRO® 5 Drawer Topchest Model No. AP225 (see page 951) with 272pc Tool Kit. See www.sealey.co.uk for full details.



F AP225BCOMBO
5 Drawer Topchest with Ball-Bearing Slides - Black & 272pc Tool Kit

American PRO® 5 Drawer Topchest Model No. AP225 (see page 951) with 272pc Tool Kit. See www.sealey.co.uk for full details.



A-I SEE BELOW
6 Drawer Topchest & Rollcab Combinations with Ball-Bearing Slides & 170pc Tool Kit

2 YEAR GUARANTEE*

The economical way to buy American PRO® Ball-Bearing quality tool chests. These boxes are not interchangeable with the rest of the American PRO® Ball-Bearing Range.

Model No:	Colour:
A AP2200BBCOMBO	Red/Grey
B AP2200COMBOHV	Green/Grey
C AP2200COMBOCP	Purple/Grey
D AP220COMBO	Black/Orange
E AP22BCOMBO	Black/Blue
F AP22YCOMBO	Black/Yellow
G AP22BKCOMBO	Black/Black
H AP22RCOMBO	Black/Red
I AP22HVGCOMBO	Black/Green



6 Drawer & Cupboard Combination

Specification:	Width:	Depth:	Height:
4 Drawer Topchest:			
Overall Size:	600mm	260mm	340mm
Small Drawer (x3):	510mm	225mm	35mm
Medium Drawer (x1):	510mm	225mm	85mm
2 Drawer Rollcab:			
Overall Size:	615mm	295mm	705mm
Medium Drawer (x2):	515mm	275mm	65mm
Cupboard (x1):	610mm	275mm	375mm

J



14 Drawer Combination



J AP2250BBCOMBO
14 Drawer Topchest & Rollcab Combination with Ball-Bearing Slides & 281pc Tool Kit

2 YEAR GUARANTEE*

American PRO® 9 Drawer Topchest Model No. AP22509BB, 5 Drawer Rollcab Model No. AP22505BB (see page 949) with 281pc Tool Kit. See www.sealey.co.uk for full details.



A AP33059COMBO

5 Drawer Topchest with Ball-Bearing Slides - 140pc Tool Kit - Red

Superline PRO® 5 Drawer Topchest Model No. AP33059 (see page 957) with 140pc Tool Kit. See www.sealey.co.uk for full details.

B AP33059BCOMBO

5 Drawer Topchest with Ball-Bearing Slides - 140pc Tool Kit - Black

Superline PRO® 5 Drawer Topchest Model No. AP33059B (see page 957) with 140pc Tool Kit. See www.sealey.co.uk for full details.



C AP33109COMBO

10 Drawer Topchest with Ball-Bearing Slides - 140pc Tool Kit - Red

Superline PRO® 10 Drawer Topchest Model No. AP33109 (see page 958) with 140pc Tool Kit. See www.sealey.co.uk for full details.

D AP33109BCOMBO

10 Drawer Topchest with Ball-Bearing Slides - 140pc Tool Kit - Black

Superline PRO® 10 Drawer Topchest Model No. AP33109B (see page 958) with 140pc Tool Kit. See www.sealey.co.uk for full details.



A APCOMBOBTK55
10 Drawer Topchest & Rollcab Combination with Ball-Bearing Slides - Red with 148pc Tool Kit
 Superline PRO® 5 Drawer Topchest Model No. AP33059 (see page 957), 5 Drawer Rollcab Model No. AP33459 (see page 959) with 148pc Tool Kit. See www.sealey.co.uk for full details.



B APCOMBOBTK56
10 Drawer Topchest & Rollcab Combination with Ball-Bearing Slides - Black with 148pc Tool Kit
 Superline PRO® 5 Drawer Topchest Model No. AP33059B (see page 957), 5 Drawer Rollcab Model No. AP33459B (see page 959) with 148pc Tool Kit. See www.sealey.co.uk for full details.



C APCOMBOBTK57
15 Drawer Topchest & Rollcab Combination with Ball-Bearing Slides - Red with 148pc Tool Kit
 Superline PRO® 8 Drawer Topchest Model No. AP33089 (see page 957), 7 Drawer Rollcab Model No. AP33479 (see page 959) with 148pc Tool Kit. See www.sealey.co.uk for full details.



D APCOMBOBTK58
15 Drawer Topchest & Rollcab Combination with Ball-Bearing Slides - Black with 148pc Tool Kit
 Superline PRO® 8 Drawer Topchest Model No. AP33089B (see page 957), 7 Drawer Rollcab Model No. AP33479B (see page 959) with 148pc Tool Kit. See www.sealey.co.uk for full details.



Superline PRO® Tool Chests

- ✓ All heavy gauged steel construction and manufactured with steel inner walls for extra strength and durability.
- ✓ Heavy-duty 45mm ball-bearing drawer slides provide superior performance and carry heavier loads.
- ✓ Full height rear locking mechanism, locks full-length drawers in multiple locations.
- ✓ Added security provided by tumbler locks, supplied with two folding keys.
- ✓ Rust and solvent resistant powder coated finish.
- ✓ Rollcabs fitted with four extra-heavy-duty Ø125mm PU/PP alloy style wheels, two castors with large toe locks and two fixed wheels.
- ✓ All Topchests feature heavy-duty side handles.
- ✓ All Rollcabs feature a high polished chrome handle for comfort and control when manoeuvring.
- ✓ Rollcabs and Hang-On Chests (not locker) are supplied with a 10mm thick top mat to protect surface from scratching.
- ✓ Throughout the range, each drawer features stylish aluminium drawer pulls and non-slip liners.



All Superline PRO® models are available in either red or black.




All Rollcabs and Hang-On Chests fitted with heavy-duty rubber top mat.



Rollcabs fitted with large side handle for ease of movement.



Heavy-duty carry handles on all Topchests.



Heavy-duty 45mm ball-bearing drawer slides across the range.



Added security provided by tumbler locks, supplied with two folding keys.



Aluminium drawer pulls on all Topchests, Mid-Boxes, Rollcabs and Hang-Ons.



All drawers throughout the range include non-slip liners.



Rollcabs fitted with four PU/PP wheels, two castors with locks and two fixed.

Superline PRO® Compatibility Chart - See pages 964 to 967 for Extra-Wide Models.

Model No.*	Type:	AP33059	AP33069	AP33089	AP33109	AP33339	AP33459	AP33479	AP33589
AP33059	Topchest	✗	✗	✗	✗	✓	✓	✓	✗
AP33069	Topchest	✗	✗	✗	✗	✓	✓	✓	✗
AP33089	Topchest	✗	✗	✗	✗	✓	✓	✓	✗
AP33109	Topchest	✗	✗	✗	✗	✓	✓	✓	✗
AP33339	Mid-Box	✓	✓	✓	✓	✗	✓	✓	✗
AP33459	Rollcab	✓	✓	✓	✓	✓	✗	✗	✗
AP33479	Rollcab	✓	✓	✓	✓	✓	✗	✗	✓
AP33589	Hang-On	✗	✗	✗	✗	✗	✗	✓	✗

*Model No's shown above are for the red version. If you prefer black just add a 'B' to the end of the Model No. when ordering.

A-B SEE BELOW

6 Drawer Topchests with Ball-Bearing Slides

Specification:	Width:	Depth:	Height:
Overall Size:	660mm	315mm	375mm
Small Split Drawer (x3):	165mm	270mm	45mm
Small Drawer (x2):	560mm	270mm	45mm
Medium Drawer (x1):	560mm	270mm	70mm
Model No:	Colour:		
A AP33069	Red		
B AP33069B	Black		



C-D SEE BELOW

5 Drawer Topchests with Ball-Bearing Slides

Specification:	Width:	Depth:	Height:
Overall Size:	660mm	315mm	425mm
Small Drawer (x4):	560mm	270mm	45mm
Medium Drawer (x1):	560mm	270mm	70mm
Model No:	Colour:		
C AP33059	Red		
D AP33059B	Black		



E-F SEE BELOW


8 Drawer Topchests with Ball-Bearing Slides

Specification:	Width:	Depth:	Height:
Overall Size:	660mm	315mm	430mm
Small Split Drawer (x4):	165mm	270mm	45mm
Large Split Drawer (x1):	165mm	270mm	100mm
Small Drawer (x2):	560mm	270mm	45mm
Medium Drawer (x1):	560mm	270mm	70mm
Model No:	Colour:		
E AP33089	Red		
F AP33089B	Black		



G TBL450
15 SMD LED Rechargeable Magnetic Toolbox Light

Robust aluminium housing incorporating 15 SMD LEDs to illuminate the trays in a toolbox. With a width of 450mm the light is fitted with two sliding magnetic brackets which can rotate 180° to direct the light as required, whilst also giving the flexibility to attach the light to any ferrous metal, avoiding badges and logos. Features two light settings with an operating time of up to 12 hours. Powered by a rechargeable 3.7V 2.2Ah lithium-ion battery and includes an LED charging indicator. Supplied with a 1m USB charging cable.



H APCSTS
Collapsible Magnetic Parts Tray Set

Manufactured from oil resistant ABS + Silica gel with five small locating magnets. Ideal for storing nuts, bolts, screws, washers and sockets during disassembly/assembly. Attaches to any ferrous surface. Suitable for dismantlers, recovery vehicles and engine re-builders. Retracts flat for easy storage.

Open Dimensions (per tray):	110mm x 110mm x 50mm
Collapsed Dimensions (per tray):	110mm x 110mm x 20mm



**5 YEAR
GUARANTEE***

Superline PRO® Tool Chests

A - B SEE BELOW

10 Drawer Topchests with Ball-Bearing Slides

Specification:	Width:	Depth:	Height:
Overall Size:	660mm	315mm	485mm
Small Split Drawer (x6):	165mm	270mm	45mm
Small Drawer (x3):	560mm	270mm	45mm
Medium Drawer (x1):	560mm	270mm	70mm
Model No:	Colour:		
A AP33109	Red		
B AP33109B	Black		



C - D SEE BELOW

3 Drawer Mid-Boxes with Ball-Bearing Slides

Specification:	Width:	Depth:	Height:
Overall Size:	670mm	320mm	255mm
Small Drawer (x2):	560mm	270mm	45mm
Medium Drawer (x1):	560mm	270mm	70mm
Model No:	Colour:		
C AP33339	Red		
D AP33339B	Black		



E - F SEE BELOW

8 Drawer Hang-On Chests with Ball-Bearing Slides

Specification:	Width:	Depth:	Height:
Overall Size:	405mm	465mm	850mm
Medium Drawer (x1):	290mm	385mm	90mm
Small Drawer (x6):	290mm	385mm	70mm
Large Drawer (x1):	290mm	385mm	155mm
Model No:	Colour:		
E AP33589	Red		
F AP33589B	Black		



SHADOW FOAM®
Create your own tool tray inserts with our easy peel Shadow Foam®, see page 1049 for details.

Superline PRO® Compatibility Chart - See pages 964 to 967 for Extra-Wide Models.

Model No.*	Type:	AP33059	AP33069	AP33089	AP33109	AP33339	AP33459	AP33479	AP33589
AP33059	Topchest	✗	✗	✗	✗	✓	✓	✓	✗
AP33069	Topchest	✗	✗	✗	✗	✓	✓	✓	✗
AP33089	Topchest	✗	✗	✗	✗	✓	✓	✓	✗
AP33109	Topchest	✗	✗	✗	✗	✓	✓	✓	✗
AP33339	Mid-Box	✓	✓	✓	✓	✗	✓	✓	✗
AP33459	Rollcab	✓	✓	✓	✓	✓	✗	✗	✗
AP33479	Rollcab	✓	✓	✓	✓	✓	✗	✗	✓
AP33589	Hang-On	✗	✗	✗	✗	✗	✗	✓	✗

*Model No's shown above are for the red version. If you prefer black just add a 'B' to the end of the Model No. when ordering.

A-B SEE BELOW

5 Drawer Rollcabs with Ball-Bearing Slides

Specification:	Width:	Depth:	Height:
Overall Size:	685mm	465mm	850mm
Medium Drawer (x3):	560mm	385mm	70mm
Large Drawer (x2):	560mm	385mm	150mm
Model No:	Colour:		
A AP33459	Red		
B AP33459B	Black		



C-D SEE BELOW

7 Drawer Rollcabs with Ball-Bearing Slides

Specification:	Width:	Depth:	Height:
Overall Size:	685mm	465mm	1005mm
Medium Drawer (x5):	560mm	385mm	70mm
Large Drawer (x2):	560mm	385mm	150mm
Model No:	Colour:		
C AP33479	Red		
D AP33479B	Black		



Example Shown:	Model No:	Page No:
Topchest	AP33109	958
Mid-Box	AP33339	958
Rollcab	AP33459	959

Please note that for security reasons we are only able to supply complete lock assembly and key sets as replacements for our toolboxes and site boxes (where applicable) and not individual replacement keys.




E-F SEE BELOW

Side Cabinets for Long Handle Tools

Lockable storage units for long tools, such as pry bars, long reach screwdrivers and breaker bars. Hangs on side of rollcab and can be fastened securely to side for added security. A range of different diameter support holes provide great versatility of storage options. Supplied with lock and two keys.

Model No:	Overall Size (W x D x H):	Support Hole Diameter x Quantity:	Colour:
E APLHT	410 x 90 x 270mm	Ø25mm (x6), Ø17mm (x4), Ø15mm (x16)	Red
F APLHTB	410 x 90 x 270mm	Ø25mm (x6), Ø17mm (x4), Ø15mm (x16)	Black





5 YEAR
GUARANTEE*

- ✓ All Tool Chests on these two pages are designed to take our modular tool trays (see pages 16 to 25 for full details).
- ✓ All heavy gauged steel construction and manufactured with steel inner walls for extra strength and durability.
- ✓ Heavy-duty 45mm ball-bearing drawer slides provide superior performance and carry heavier loads.
- ✓ Full height rear locking mechanism, locks full-length drawers in multiple locations.
- ✓ Added security provided by tumbler locks, supplied with two folding keys.
- ✓ Rust and solvent resistant powder coated finish.
- ✓ Rollcabs fitted with four extra-heavy-duty Ø125mm rubber wheels, two castors with large toe locks and two fixed wheels.
- ✓ All Topchests feature heavy-duty side handles.
- ✓ All Rollcabs feature a high polished chrome handle for comfort and control when manoeuvring.
- ✓ Rollcabs and Hang-on Chests (not Lockers) are supplied with a 10mm thick top mat to protect surface from scratching.
- ✓ Throughout the range each drawer features stylish aluminium drawer pulls and non-slip liners.



A-D SEE BELOW

5 Drawer Topchests with Ball-Bearing Slides

Specification:	Width:	Depth:	Height:
Overall Size:	660mm	435mm	490mm
Medium Drawer (x5):	535mm	400mm	60mm
Model No:	Colour:		
A AP26059T	Red		
B AP26059TB	Black		
C AP26059TO	Orange		
D AP26059TC	Blue		

E-H SEE BELOW

2 Drawer Mid-Boxes with Ball-Bearing Slides

Specification:	Width:	Depth:	Height:
Overall Size:	670mm	440mm	210mm
Medium Drawer (x2):	535mm	400mm	60mm
Model No:	Colour:		
E AP26029T	Red		
F AP26029TB	Black		
G AP26029TO	Orange		
H AP26029TC	Blue		



I-L SEE BELOW

7 Drawer Rollcabs with Ball-Bearing Slides

Specification:	Width:	Depth:	Height:
Overall Size:	685mm	465mm	1005mm
Medium Drawer (x5):	535mm	400mm	60mm
Larger Drawer (x2):	535mm	400mm	165mm
Model No:	Colour:		
I AP26479T	Red		
J AP26479TB	Black		
K AP26479TO	Orange		
L AP26479TC	Blue		

Q-U SEE RIGHT

7 Drawer Rollcab Kits

Kit includes seven Drawer Rollcab and Graphics Pack. See **I-L** for Rollcab specification. Graphics are not pre-applied, but can be attached to the Rollcab easily using the two adhesive strips on the back of each piece.

Toolbox Graphics Packs Only

Toolbox graphics packs compatible with Model No. AP26479T range of Rollcabs. Fully resistant to water and oil.

Specification:	Width:	Depth:	Height:
Overall Size:	685mm	465mm	1005mm
Medium Drawer (x5):	535mm	400mm	60mm
Large Drawer (x2):	535mm	400mm	165mm
Kit Model No:	Graphics Pack Model No*:		Design:
Q AP26479TUJ	APTBG05		Union Jack
R AP26479TOIRE	APTBG04		Ireland
S AP26479TBWALES	APTBG03		Wales
T AP26479TCSCOT	APTBG02		Scotland
U AP26479TENG	APTBG01		England

*Pictured applied to Rollcab (not included).



Heavy-duty 45mm ball-bearing drawer slides provide superior performance and carry heavier loads.





M-P SEE BELOW

14 Drawer Topchest, Mid-Box & Rollcab Combinations with Ball-Bearing Slides

Specification:	Width:	Depth:	Height:
Overall Size:	685mm	465mm	1705mm
Model No:	Colour:		
M APSTACKTR	Red		
N APSTACKTB	Black		
O APSTACKTO	Orange		
P APSTACKTC	Blue		





A SEE BELOW

14 Drawer Tool Chest Combination with 1179pc Tool Kit

Tool Chest specification can be found on page 960. This modular tool kit offers a comprehensive range of tools that are organized and easily accessible. There are two spare drawers, allowing storage of other tools not included in the trays. Tool Chest Model No's; AP26059TB, AP26029TB and AP26479TB, Tool Tray Model No's; TBT01, TBT02, TBT03, TBT04, TBT05, TBT06, TBT07, TBT08, TBT09, TBT11, TBT12, TBT13, TBT14, TBT15, TBT16, TBT17, TBT18, TBT19, TBT23, TBT24, TBT26, TBT29, TBT30, TBT31, TBT32, TBTB (x2). For full details of tool tray contents, see pages 18 to 23.

**5 YEAR
GUARANTEE***



**14 Drawer
Combination**

**Ball
Bearing
Drawer Slides**



Choose Your Colour


Model No:	Colour:
SPTCOMBO2	Black
SPTCOMBO1	Red
SPTCOMBO1	Orange
SPTCOMBO1	Blue

A SEE BELOW

14 Drawer Tool Chest Combinations with 446pc Premier Platinum Series Tool Kit

This modular tool kit offers a comprehensive range of Premier Platinum tools that are organised and easily accessible. There are seven spare drawers, allowing storage of other tools not included in the trays. For Tool Chest details see page 960. Includes Tool Tray Model No's; TBTP02, TBTP03, TBTP04, TBTP05, TBTP06UK, TBTP07 and TBTP11.

For full details of tool tray contents and other optional trays in this series, see pages 16 to 17.



Lifetime replacement warranty on all Premier and Siegen Hand Tools. Our no-quibble guarantee covers individual items within sets. Excludes TRX-Star* T40 bits, breaker bar knuckles, drill bits, cutting blades and taps and dies. Repair kits will be sent out for most ratchet wrenches.

Choose Your Colour	
Model No:	Colour:
TBTPCOMBO1	Red
TBTPCOMBO2	Black
TBTPCOMBO4	Orange
TBTPCOMBO5	Blue





**5 YEAR
GUARANTEE***

Superline PRO® Tool Chests

- ✓ All heavy gauged steel construction and manufactured with steel inner walls for extra strength and durability.
- ✓ Heavy-duty 45mm ball-bearing drawer slides provide superior performance and carry heavier loads.
- ✓ Full height rear locking mechanism, locks full-length drawers in multiple locations.
- ✓ Added security provided by tumbler locks, supplied with two folding keys.
- ✓ Rust and solvent resistant powder coated finish.
- ✓ Rollcabs fitted with four extra heavy-duty Ø125mm rubber wheels, two castors with large toe locks and two fixed wheels.
- ✓ All Topchests feature heavy-duty side handles.
- ✓ All Rollcabs feature a high polished chrome handle for comfort and control when manoeuvring.
- ✓ Rollcabs and Hang-On Chests (not Lockers) are supplied with a 10mm thick top mat to protect top surface from scratching.
- ✓ Throughout the range each drawer features stylish aluminium drawer pulls and non-slip liners.

AP41110
AP41119
AP41120
Shown with
AP33589
Hang-On
Chest.

AP41110B, AP41119B
AP41120B
Shown with
AP33519B
Hang-On Locker.



A-B SEE BELOW

10 Drawer Topchests with Ball-Bearing Slides

Specification:	Width:	Depth:	Height:
Overall Size:	1025mm	435mm	495mm
Small Drawer (x3):	560mm	385mm	45mm
Medium Drawer (x1):	560mm	385mm	70mm
Large Drawer (x1):	560mm	385mm	100mm
Small 1/2 Drawer (x3):	290mm	385mm	45mm
Medium 1/2 Drawer (x1):	290mm	385mm	70mm
Large 1/2 Drawer (x1):	290mm	385mm	100mm
Model No:	Colour:		
A AP41110	Red		
B AP41110B	Black		



1025mm Extra-Wide

10 Drawer



C-D SEE BELOW

14 Drawer Topchests with Ball-Bearing Slides

Specification:	Width:	Depth:	Height:
Overall Size:	1025mm	435mm	490mm
Small Split Drawer (x6):	160mm	385mm	45mm
Small Drawer (x3):	560mm	385mm	45mm
Medium Drawer (x1):	560mm	385mm	70mm
Small 1/2 Drawer (x2):	290mm	385mm	45mm
Large 1/2 Drawer (x1):	290mm	385mm	100mm
Large 1/2 Drawer (x1):	290mm	385mm	120mm
Model No:	Colour:		
C AP41149	Red		
D AP41149B	Black		



1025mm Extra-Wide

14 Drawer



E

2845 x 450mm



**E AP/NSL
Non-Slip Liner**

For full details, see page 1049.

A


1 Drawer



1030mm Extra-Wide

B

A AP41119
1 Drawer Mid-Box with Ball-Bearing Slides - Red

Specification:	Width:	Depth:	Height:
Overall Size:	1030mm	440mm	170mm
Large Drawer (x1):	925mm	385mm	90mm

B AP41119B
1 Drawer Mid-Box with Ball-Bearing Slides - Black

Specification:	Width:	Depth:	Height:
Overall Size:	1030mm	440mm	170mm
Large Drawer (x1):	925mm	385mm	90mm

C


12 Drawer



1050mm Extra-Wide


D

C AP41120
12 Drawer Rollcab with Ball-Bearing Slides - Red

Specification:	Width:	Depth:	Height:
Overall Size:	1050mm	465mm	1005mm
Large Drawer (x1):	920mm	385mm	105mm
Medium Drawer (x7):	560mm	385mm	70mm
Medium 1/2 Drawer (x2):	290mm	385mm	70mm
Large 1/2 Drawer (x1):	290mm	385mm	145mm
X-Large 1/2 Drawer (x1):	290mm	385mm	225mm

D AP41120B
12 Drawer Rollcab with Ball-Bearing Slides - Black

Specification:	Width:	Depth:	Height:
Overall Size:	1050mm	465mm	1005mm
Large Drawer (x1):	920mm	385mm	105mm
Medium Drawer (x7):	560mm	385mm	70mm
Medium 1/2 Drawer (x2):	290mm	385mm	70mm
Large 1/2 Drawer (x1):	290mm	385mm	145mm
X-Large 1/2 Drawer (x1):	290mm	385mm	225mm

E

 75+ KG
HEAVY ITEM

16 Drawer



1050mm Extra-Wide

F

E AP41169
16 Drawer Rollcab with Ball-Bearing Slides - Red

Specification:	Width:	Depth:	Height:
Overall Size:	1050mm	465mm	1005mm
Medium Drawer (x7):	560mm	385mm	70mm
Large Drawer (x1):	560mm	385mm	150mm
Medium 1/2 Drawer (x7):	290mm	385mm	70mm
Large 1/2 Drawer (x1):	290mm	385mm	150mm

F AP41169B
16 Drawer Rollcab with Ball-Bearing Slides - Black

Specification:	Width:	Depth:	Height:
Overall Size:	1050mm	465mm	1005mm
Medium Drawer (x7):	560mm	385mm	70mm
Large Drawer (x1):	560mm	385mm	150mm
Medium 1/2 Drawer (x7):	290mm	385mm	70mm
Large 1/2 Drawer (x1):	290mm	385mm	150mm



Premier Tool Trays

Our ABS Tool Trays are built to last and designed to maximize drawer space. Manufactured to either 1/3 or full size drawer width.



See pages 16 to 25 for our full range of Tool Trays

Superline PRO® Tool Chests

- ✓ All Tool Chests on this page are designed to take our modular tool trays (see pages 16 to 25 for full details).
- ✓ All heavy gauged steel construction and manufactured with steel inner walls for extra strength and durability.
- ✓ Heavy-duty 45mm ball-bearing drawer slides provide superior performance and carry heavier loads.
- ✓ Full height rear locking mechanism, locks full-length drawers in multiple locations.
- ✓ Added security provided by tumbler locks, supplied with two folding keys.
- ✓ Rust and solvent resistant powder coated finish.
- ✓ Rollcabs fitted with four extra-heavy-duty Ø125mm rubber wheels, two castors with large toe locks and two fixed wheels.
- ✓ All Topchests feature heavy-duty side handles.
- ✓ All Rollcabs feature a high polished chrome handle for comfort and control when manoeuvring.
- ✓ Rollcabs and Hang-On Chests (not Lockers) are supplied with a 10mm thick top mat to protect surface from scratching.
- ✓ Throughout the range, each drawer features stylish aluminium drawer pulls and non-slip liners.



10 Drawer
1265mm Super-Extra-Wide



A AP5210T
10 Drawer Topchest with Ball-Bearing Slides - Red

Specification:	Width:	Depth:	Height:
Overall Size:	1265mm	435mm	490mm
Medium Drawer (x10):	535mm	400mm	60mm



B AP5210TB
10 Drawer Topchest with Ball-Bearing Slides - Black

Specification:	Width:	Depth:	Height:
Overall Size:	1265mm	435mm	490mm
Medium Drawer (x10):	535mm	400mm	60mm



13 Drawer
1290mm Super-Extra-Wide



C AP5213T
13 Drawer Rollcab with Ball-Bearing Slides - Red

Specification:	Width:	Depth:	Height:
Overall Size:	1290mm	465mm	1005mm
Large Drawer (x1):	1140mm	400mm	120mm
Medium 1/2 Drawer (x10):	535mm	400mm	60mm
Large 1/2 Drawer (x2):	535mm	400mm	165mm



D AP5213TB
13 Drawer Rollcab with Ball-Bearing Slides - Black

Specification:	Width:	Depth:	Height:
Overall Size:	1290mm	465mm	1005mm
Large Drawer (x1):	1140mm	400mm	120mm
Medium 1/2 Drawer (x10):	535mm	400mm	60mm
Large 1/2 Drawer (x2):	535mm	400mm	165mm

A NEW



Superline PRO

23 Drawer

Ball Bearing Drawer Slides

B NEW



75+ KG HEAVY ITEM

A-B SEE BELOW

23 Drawer Tool Chest Combination with Ball-Bearing Slides


Extra-wide tool chests designed to take our modular tool trays. Topchest lid fitted with gas dampers for smooth opening and closing. All heavy gauged steel construction and manufactured with steel inner walls for extra strength and durability. Heavy-duty 45mm ball-bearing drawer slides provide superior performance and carry heavier loads. Full height rear locking mechanism, locks full-length drawers in multiple locations. Added security provided by cylinder locks. Supplied with two keys. Rust and solvent resistant powder coat paint finish. Each drawer features stylish aluminium drawer pulls and non-slip liners. Rollcabs fitted with four extra-heavy-duty Ø125mm PU/PP alloy wheels, two castors with large toe locks and two fixed wheels.

Specification:	Width:	Depth:	Height:
Overall Size:	1290mm	465mm	1495mm
10 Drawer Topchest:			
Overall Size:	1265mm	435mm	490mm
Medium Drawer (x10):	535mm	400mm	60mm
13 Drawer Rollcab:			
Overall Size:	1290mm	465mm	1005mm
Large Drawer (x1):	1140mm	400mm	120mm
Medium 1/2 Drawer (x10):	535mm	400mm	60mm
Large 1/2 Drawer (x2):	535mm	400mm	165mm
Model No:			Colour:
A AP52COMBO1			Red
B AP52COMBO2			Black

C NEW



23 Drawer



75+ KG HEAVY ITEM

Superline PRO

C TBTPCOMBO4

23 Drawer Tool Chest Combination with Ball-Bearing Slides Black with 446pc Tool Kit

You may also refer to the individual Model No's for full specification.

Package includes: AP5210TB - 10 Drawer Topchest with Ball-Bearing Slides - Black, AP5213TB - 13 Drawer Rollcab with Ball-Bearing Slides - Black, TBTP02 - 91pc 1/4", 3/8" & 1/2" Sq Drive Socket Set with Tool Tray, TBTP03 - 35pc Spanner Set with Tool Tray, TBTP04 - 72pc Screwdriver Set with Tool Tray, TBTP05 - 14pc Pliers Set with Tool Tray, TBTP06UK - 13pc Tool Tray with Hacksaw, Hammers & Punches, TBTP07 - 177pc Specialised Bit & Socket Set with Tool Tray, TBTP11 - 44pc Specialised Spanner Set with Tool Tray

Premier Tool Trays

Comprehensive and exciting range of Premier Line Tool Trays. Designed to fit the AP24 and AP52 Series Topchest, Rollcab and Workstation range and a selection from our Superline PRO® and Premier ranges (see pages 16 to 25 for full details), these trays are available in many different configurations. The tools have been carefully selected for the professional technician from our Premier Line range and are backed with our no-quibble lifetime guarantee*. Design your own tool kit by purchasing the trays separately, or take advantage of our specially selected combination deals. Visit www.sealey.co.uk to see product demonstration videos.



Model No. TBT19



Model No. TBT13



**5 YEAR
GUARANTEE***

Superline PRO® Tool Chests

- ✓ All heavy gauged steel construction and manufactured with steel inner walls for extra strength and durability.
- ✓ Heavy-duty 45mm ball-bearing drawer slides provide superior performance and carry heavier loads.
- ✓ Full height rear locking mechanism locks full-length drawers in multiple locations.
- ✓ Added security provided by tumbler locks, supplied with two folding keys.
- ✓ Rust and solvent resistant powder coated finish.
- ✓ The 66" Rollcabs are fitted with six Ø125mm rubber wheels, two fixed and four castors, two of which are lockable.
- ✓ All Topchests feature heavy-duty side handles.
- ✓ All Rollcabs feature a high polished chrome handle for comfort and control when manoeuvring.
- ✓ Rollcabs and Hang-On Chests (not Lockers) are supplied with a 10mm thick top mat to protect surface from scratching.
- ✓ Throughout the range each drawer features stylish aluminium drawer pulls and non-slip liners.

A AP6610

10 Drawer Topchest with Ball-Bearing Slides - Red

Specification:	Width:	Depth:	Height:
Overall Size:	1655mm	435mm	495mm
Small Drawer (x4):	1200mm	405mm	50mm
Full Width Large Drawer (x1):	1200mm	405mm	130mm
Small 1/2 Drawer (x4):	325mm	405mm	50mm
Large 1/2 Drawer (x1):	325mm	405mm	130mm

B AP6601

1 Drawer Mid-Box with Ball-Bearing Slides - Red

Specification:	Width:	Depth:	Height:
Overall Size:	1665mm	440mm	170mm
Full Width Large Drawer (x1):	1570mm	405mm	105mm

C AP6612

12 Drawer Rollcab with Ball-Bearing Slides - Red

Specification:	Width:	Depth:	Height:
Overall Size:	1680mm	465mm	1005mm
Large Drawer (x1):	1570mm	405mm	105mm
Small Drawer (x5):	1200mm	405mm	50mm
Large Drawer (x1):	1200mm	405mm	130mm
Small 1/2 Drawer (x4):	325mm	405mm	50mm
X-Large 1/2 Drawer (x1):	325mm	405mm	235mm



**D-E SEE BELOW
Hang-On Lockers**

Specification:	Width:	Depth:	Height:	Model No:	Colour:
Overall Size:	390 mm	460mm	1325mm	D AP33519	Red
Medium Drawer (x1):	285mm	390mm	60mm	E AP33519B	Black

1 Drawer





Superline PRO® Tool Chests

- ✓ All heavy gauged steel construction and manufactured with steel inner walls for extra strength and durability.
- ✓ Heavy-duty 45mm ball-bearing drawer slides provide superior performance and carry heavier loads.
- ✓ Full height rear locking mechanism, locks full-length drawers in multiple locations.
- ✓ Added security provided by tumbler locks, supplied with two folding keys.
- ✓ Rust and solvent resistant powder coated finish.
- ✓ Standard and wide Rollcabs fitted with four Ø125mm rubber wheels, two castors with large toe locks and two fixed wheels.
- ✓ All Topchests feature recessed side handles.
- ✓ All Rollcabs feature handles for comfort and control when manoeuvring.
- ✓ Rollcabs and Hang-on Chests (not Lockers) are supplied with a 10mm thick top mat to protect surface from scratching.
- ✓ Throughout the range each drawer features stylish aluminium drawer pulls and non-slip liners.

A AP3401

4 Drawer Topchest with Ball-Bearing Slides

Constructed from heavy gauged steel with steel inner walls for extra strength and durability. Heavy-duty 45mm ball-bearing drawer slides provide superior performance and carry heavier loads. Rust and solvent resistant powder coat paint finish. All drawers supplied with 2mm EVA drawer liner. One drawer safety system to prevent accidental tipping of the topchest. Clamshell style lid construction for improved access and storage. Fitted with cylinder locks and supplied with two keys.

Specification:	Width:	Depth:	Height:
Overall Size:	660mm	430mm	447mm
Medium Drawer (x3):	520mm	372mm	70mm
Medium Drawer (x1):	520mm	372mm	90mm



A 4 Drawer


A 4 Drawer

B 7 Drawer

C 6 Drawer

D NEW 11 Drawer

E NEW 10 Drawer



A-C

PERFORATED SIDE PANELS
Topchests and Rollcabs feature perforated side panels for hanging tools and accessories.

B-C SEE RIGHT

Rollcabs with Ball-Bearing Slides

Constructed from heavy gauged steel with steel inner walls for extra strength and durability. Heavy-duty 45mm ball-bearing slides provide superior performance and carry heavier loads. Fitted with Ø125mm castors with black chrome hubcaps, two swivel locking castors and two fixed. Rollcab design features perforated side panels for hanging tools and accessories. Rust and solvent resistant powder coat finish. All drawers supplied with 2mm EVA drawer liner. Top and corners coated with plastic to avoid damage when moving around the workshop or garage. One drawer safety system to prevent accidental tipping of the rollcabs. Plastic top fitted with stainless steel insert. Supplied with two keys.

B AP3407

7 Drawer Rollcab with Ball-Bearing Slides

Specification:	Width:	Depth:	Height:
Overall Size:	702mm	477mm	993mm
Medium Drawer (x6):	558mm	393mm	70mm
X-Large Drawer (x1):	558mm	393mm	201mm

C AP3406

6 Drawer Rollcab with Ball-Bearing Slides

Specification:	Width:	Depth:	Height:
Overall Size:	702mm	477mm	993mm
Medium Drawer (x4):	558mm	393mm	70mm
Large Drawer (x1):	558mm	393mm	149mm
X-Large Drawer (x1):	558mm	393mm	201mm



B & C

Rollcabs feature black chrome hubcaps & stainless steel top with storage compartments.

D AP3411STACK

4 Drawer Topchest & 7 Drawer Rollcab Combination

Consists of Model No's AP3401 and AP3407.

Specification:	Width:	Depth:	Height:
Overall Size:	702mm	477mm	1440mm

E AP3410STACK

4 Drawer Topchest & 6 Drawer Rollcab Combination

Consists of Model No's AP3401 and AP3406.

Specification:	Width:	Depth:	Height:
Overall Size:	702mm	477mm	1440mm



5 YEAR
GUARANTEE*

Superline PRO® Black Edition Tool Chests

- ✓ All heavy gauged steel construction and manufactured with steel inner walls for extra strength and durability.
- ✓ Heavy-duty 45mm ball-bearing drawer slides provide superior performance and carry heavier loads.
- ✓ Full height rear locking mechanism, locks smooth running soft close drawers in place.
- ✓ Rust and solvent resistant black crinkle effect finish.
- ✓ Rollcabs are fitted with four Ø125mm PP wheels with black chrome effect alloys, two castors with quick release anti-rotation toe locks and two fixed wheels, plus a side handle for manoeuvrability
- ✓ Clamshell style topchests feature robust side handles and are supplied with a power strip (4 x 230V, 2 x 5V 2.4A USB sockets) which can be installed on either side.
- ✓ Topchests also feature an independent drawer that can be locked separately to other drawers, allowing belongings/valuables to be kept safe whilst other drawers are in use.
- ✓ Throughout the Superline PRO® Black Edition range, each drawer features stylish black anodized heavy-duty drawer pulls and pre-cut non-slip liners.
- ✓ Supplied with two folding keys.



Supplied with a power strip (4 x 230V, 2 x 5V 2.4A USB sockets), which can be installed on either side.



Heavy-duty 45mm ball-bearing drawer slides provide superior performance, suitable for heavier loads.



Ø125mm PP wheels with black chrome effect alloys, two castors with quick release anti-rotation toe locks and two fixed wheels.



Rust and solvent resistant black crinkle effect finish.

A AP2704BE

4 Drawer Topchest with Soft Close Drawers & Power Strip

Specification:	Width:	Depth:	Height:
Overall Size:	660mm	450mm	635mm
Medium 1/2 Drawer (x2):	265mm	400mm	60mm
Medium Drawer (x1):	565mm	400mm	60mm
Large Drawer (x1):	565mm	400mm	100mm
Clam Shell Top:	595mm	415mm	260mm

B AP2705BE

5 Drawer Rollcab with Soft Close Drawers

Specification:	Width:	Depth:	Height:
Overall Size inc. Handle:	760mm	460mm	985mm
Medium Drawer (x1):	565mm	390mm	60mm
Medium Drawer (x1):	565mm	390mm	80mm
Large Drawer (x2):	565mm	390mm	135mm
X-Large Drawer (x1):	565mm	390mm	250mm

C AP27BESTACK

9 Drawer Tool Chest Combination with Soft Close Drawers & Power Strip

Includes Model No's AP2704BE and AP2705BE.

D AP2709BE

9 Drawer Tower Cabinet with Soft Close Drawers & Power Strip

Specification:	Width:	Depth:	Height:
Overall Size:	690mm	460mm	1395mm
Small Drawer (x8):	565mm	390mm	60mm
Large Drawer (x1):	565mm	390mm	170mm
Clam Shell Top:	595mm	415mm	260mm

A-B

4 Drawer

5 Drawer

Ball Bearing Drawer Slides

HEAVY DUTY

75+ KG HEAVY ITEM

D 9 Drawer

C NEW 9 Drawer

WEB VIDEO

POWER TOOL STORAGE RACKS

See page 1051 for our range of wall mounting power tool storage racks.



Superline
BLACK EDITION PRO™

Ball Bearing
Drawer Slides

HEAVY
DUTY

A 6 Drawer

D 6 Drawer

B 6 Drawer

E 11 Drawer

F NEW 17 Drawer

75+ KG
HEAVY ITEM

C NEW 12 Drawer

A AP3607BE
6 Drawer Topchest with Soft Close Drawers & Power Strip

Specification:	Width:	Depth:	Height:
Overall Size:	910mm	450mm	632mm
Medium 1/2 Drawer (x4):	376mm	400mm	70mm
Large 1/2 Drawer (x2):	376mm	400mm	115mm
Clam Shell Top:	840mm	415mm	260mm

B AP3606BE
6 Drawer Rollcab with Soft Close Drawers

Specification:	Width:	Depth:	Height:
Overall Size inc. Handle:	1001mm	458mm	980mm
Small Drawer (x2):	796mm	410mm	45mm
Medium Drawer (x1):	796mm	410mm	73mm
Large Drawer (x1):	796mm	410mm	96mm
X-Large Drawer (x1):	796mm	410mm	146mm
XX-Large Drawer (x1):	796mm	410mm	222mm

C AP36BESTACK
12 Drawer Tool Chest Combination with Soft Close Drawers & Power Strip
Includes Model No's AP3607BE and AP3606BE.

D AP4106BE
6 Drawer Topchest with Soft Close Drawers & Power Strip

Specification:	Width:	Depth:	Height:
Overall Size:	1030mm	450mm	585mm
Medium 1/2 Drawer (x3):	340mm	400mm	70mm
Medium Drawer (x3):	520mm	400mm	70mm
Clam Shell Top:	960mm	415mm	260mm

E AP4111BE
11 Drawer Rollcab with Soft Close Drawers

Specification:	Width:	Depth:	Height:
Overall Size inc. Handle:	1120mm	460mm	1065mm
Medium Drawer (x1):	925mm	400mm	85mm
Medium 1/2 Drawer (x3):	340mm	400mm	70mm
Large 1/2 Drawer (x1):	340mm	400mm	150mm
X-Large 1/2 Drawer (x1):	340mm	400mm	220mm
Medium Drawer (x3):	520mm	400mm	70mm
Large Drawer (x1):	520mm	400mm	150mm
X-Large Drawer (x1):	520mm	400mm	220mm

F AP41BESTACK
17 Drawer Tool Chest Combination with Soft Close Drawers & Power Strip
Includes Model No's AP4106BE and AP4111BE.



G

HEAVY
DUTY

Superline
BLACK EDITION PRO™

G SEE BELOW
Toolbox Hutches with Power Strip
Supplied with a power strip (4 x 230V, 2 x 5V 2.4A USB sockets) which can be installed on either side. Perforated back panel for hook storage. Steel barrel lock supplied with two keys. 2mm EVA hutch liner.

Model No:	Specification (W x D x H):
AP36HBE	910 x 450 x 635mm
AP41HBE	1030 x 450 x 630mm

A NEW**Superline**
BLACK EDITION PRO™

6 Drawer



Ball Bearing
Drawer Slides**5 YEAR**
GUARANTEE***A AP36HBESTACK****Hutch Toolbox & Rollcab Combo**

All heavy gauged steel construction and manufactured with steel inner walls for extra strength and durability. Hutch style toolbox features robust side handles, perforated back panel and is supplied with a power strip. Heavy-duty 45mm ball-bearing drawer slides provide superior performance, suitable for heavier loads. Each drawer features stylish black anodized heavy-duty drawer pulls plus pre-cut non-slip liners. Rust and solvent resistant black crinkle effect finish. Fitted with four Ø125mm PP wheels with black chrome effect alloys. This item is heavy. Extra assistance must be provided at the delivery point to help its safe delivery.

Specification:	Width:	Depth:	Height:
Overall Size:	910mm	460mm	1615mm
AP36HBE Hutch:			
Overall Size:	910mm	450mm	635mm
Power Bar Sockets:	4 x 230V, 2 x 5V 2.4A USB		
AP3606BE 6 Drawer Rollcab:			
Overall Size inc. Handle:	1001mm	458mm	980mm
Small Drawer (x2):	796mm	410mm	45mm
Medium Drawer (x1):	796mm	410mm	73mm
Large Drawer (x1):	796mm	410mm	96mm
X-Large Drawer (x1):	796mm	410mm	146mm
XX-Large Drawer (x1):	796mm	410mm	222mm

**HEAVY**
DUTY**B NEW****Superline**
BLACK EDITION PRO™


10 Drawer

Ball Bearing
Drawer Slides**5 YEAR**
GUARANTEE***B AP41HBESTACK****Hutch Toolbox & Rollcab Combo**

All heavy gauged steel construction and manufactured with steel inner walls for extra strength and durability. Hutch style toolbox features robust side handles, perforated back panel and is supplied with a power strip. Heavy-duty 45mm ball-bearing drawer slides provide superior performance, suitable for heavier loads. Each drawer features stylish black anodized heavy-duty drawer pulls plus pre-cut non-slip liners. Rust and solvent resistant black crinkle effect finish. Fitted with four Ø125mm PP wheels with black chrome effect alloys. This item is heavy. Extra assistance must be provided at the delivery point to help its safe delivery.

Specification:	Width:	Depth:	Height:
Overall Size:	1120mm	460mm	1695mm
AP41HBE Hutch:			
Overall Size:	1030mm	450mm	630mm
Power Bar Sockets:	4 x 230V, 2 x 5V 2.4A USB		
AP4111BE 10 Drawer Rollcab:			
Overall Size inc. Handle:	1120mm	460mm	1065mm
Medium Drawer (x1):	925mm	400mm	85mm
Medium 1/2 Drawer (x3):	340mm	400mm	70mm
Large 1/2 Drawer (x1):	340mm	400mm	150mm
Medium Drawer (x3):	520mm	400mm	70mm
Large Drawer (x1):	520mm	400mm	150mm
X-Large Drawer (x1):	520mm	400mm	220mm

**HEAVY**
DUTY



Power tool charging drawer fitted with 4 x 230V sockets and 2 x 5V 2.4A USB sockets.



Stainless steel 'flip-top' providing a work surface and additional storage.



Each drawer features stylish black anodized heavy-duty drawer pulls, plus pre-cut non-slip liners.



Ø125mm PP wheels with black chrome effect alloys.

A AP4206BE

Mobile Tool Cabinet with Power Tool Charging Drawer

Each drawer features stylish black anodized heavy-duty drawer pulls plus pre-cut non-slip liners. Power tool charging drawer fitted with 4 x 230V sockets and 2 x 5V 2.4A USB sockets. Stainless steel 'flip-top' split providing a work surface and additional storage. Two cylinder locks allow drawers and power tool charging drawer to be locked separately.

Specification:	Width:	Depth:	Height:
Overall Size:	1120mm	584mm	990mm
Top Compartment:	959mm	446mm	79mm
Small Drawer (x3):	553mm	488mm	49mm
Medium Drawer (x2):	553mm	488mm	90mm
Large Drawer (x1):	553mm	488mm	214mm
Power Tool Charging Drawer/Storage Area:	488mm	335mm	643mm

A

6 Drawer

Ball Bearing Drawer Slides

HEAVY DUTY

75+ KG HEAVY ITEM



Superline BLACK EDITION PRO™



5 YEAR GUARANTEE*

B



Superline BLACK EDITION PRO™

10 Drawer

Ball Bearing Drawer Slides

HEAVY DUTY

75+ KG HEAVY ITEM

5 YEAR GUARANTEE*



B AP6310BE


Mobile Tool Cabinet with Power Tool Charging Drawer

Each drawer features stylish black anodized heavy-duty drawer pulls plus pre-cut non-slip liners. Power tool charging drawer fitted with 4 x 230V sockets and 2 x 5V 2.4A USB sockets. Stainless steel 'flip-top' split equally into 2-sections providing a work surface and additional storage. Two cylinder locks allow drawers and power tool charging drawer to be locked separately.

Specification:	Width:	Depth:	Height:
Overall Size:	1600mm	584mm	990mm
Top Compartment (Small):	720mm	200mm	70mm
Top Compartment (Large):	720mm	280mm	70mm
Small Drawer (x4):	326mm	482mm	49mm
Medium Drawer (x3):	641mm	482mm	70mm
Medium Drawer 2/3 (x1):	1036mm	482mm	70mm
Large Drawer (x1):	326mm	482mm	206mm
X-Large Drawer (x1):	641mm	482mm	206mm
Power Tool Charging Drawer/Storage Area:	485mm	335mm	525mm



Side handle for added comfort when manoeuvring around the workplace.



Each drawer features stylish black anodized drawer pulls plus pre-cut non-slip liners.



Ø152mm PP wheels with black chrome effect alloys.

A AP6115BE

15 Drawer Mobile Trolley with Wooden Top

Use as part of a complete garage storage system or as an individual storage trolley. All heavy-duty steel construction and manufactured with steel inner walls for extra strength and durability. 15 Full height rear locking mechanism soft close drawers, with heavy-duty 45mm ball-bearing slides that provide superior performance. Each drawer features stylish black anodized drawer pulls plus pre-cut non-slip liners. Tough industrial powder coated finish. Fitted with four Ø152mm PP wheels with black chrome effect alloys, two castors with quick release anti-rotation toe locks and two fixed wheels. Side handle for added comfort when manoeuvring around the workplace and stylish 30mm wooden worktop. Features a power cord storage hanger and bottle opener. Supplied with two folding keys.

Overall Size (W x D x H):	1549 x 584 x 979mm
Weight Capacity:	415kg
Middle Large Drawer (x1):	510 x 210 x 670mm
Weight Capacity:	50kg
Middle Medium Drawer (2x):	510 x 80 x 670mm
Weight Capacity:	25kg
Middle Small Drawer (x1):	510 x 40 x 670mm
Weight Capacity:	25kg
Narrow Large Drawer (x2):	510 x 210 x 318mm
Weight Capacity:	50kg
Narrow Medium Drawer (x2):	510 x 80 x 318mm
Weight Capacity:	25kg
Narrow Small Drawer (x6):	510 x 40 x 310mm
Weight Capacity:	15kg
Top Drawer (x1):	1043 x 510 x 70mm
Weight Capacity:	50kg
Weight:	191kg

A NEW

15 Drawer



B NEW

4 Shelves

B AP6104BE

Side Locker with Castors

1864mm Side locker with four self-adjusting powder coated shelves. Use as part of a complete garage storage system. All heavy-duty steel construction and manufactured with steel inner walls for extra strength and durability. Tough industrial powder coated finish. Fitted with two Ø152mm PP wheels with black chrome effect alloys and quick release anti-rotation toe locks. Side handle for added comfort when manoeuvring around the workplace. Only for use with Sealey AP6115BE 1549mm Mobile Trolley and AP6103BE Hutch & 2 Drawer Riser Unit. Supplied with two folding keys.

Overall size (W x D x H):	698 x 584 x 1864mm
Shelf Size in Locker (x4):	530 x 690mm
Weight:	79kg



C NEW




C APPT8

8 Power Tool Rack Trolley

450mm Workshop trolley capable of holding eight power tools. Heavy gauged steel construction with a rust and solvent resistant black crinkle effect finish. Two drawers, one lockable, add extra secure storage space. Drawers supplied with 45mm soft close ball-bearing slides and 2mm EVA liners. 18mm Pressed wood top. Two steering swivel castors with quick release toe locks and two fixed castors make it easy to manoeuvre around any workshop or garage.

Overall Size (W x D x H):	450 x 600 x 855mm
Weight:	37.9kg





A NEW

2 Drawer

Ball Bearing
Drawer Slides

A AP6103BE

Top Hutch & 2 Drawer Riser

Use as part of a complete garage storage system. All heavy-duty steel construction and manufactured with steel inner walls for extra strength and durability. Two heavy-duty riser drawers with 45mm ball-bearing drawer slides provide superior performance, suitable for heavier loads. Full height rear locking mechanism locks smooth running soft close drawers in place. Each drawer features stylish black anodized heavy-duty drawer pulls plus pre-cut non-slip liners. Tough industrial powder coated finish. Hutch style topchest features gas struts, single full-length powder coated shelf and pegboard back for easy tool storage. Pegboard is compatible with all Sealey TTS hooks. Hutch is supplied with a power strip (4 x 230V, 2 x 5V 2.4A USB sockets) which can be easily installed to either side, and also features LED strip lights. Hutch and riser drawer set supplied together. Only for use with Sealey AP6115BE 1549mm Mobile Trolley. Supplied with two folding keys. Delivered on wooden pallet. Extra assistance must be provided at the delivery point to help its safe delivery.

Compatible with Model No. AP6115BE with simple repositioning of worktop.



5 YEAR
GUARANTEE*

75+ KG
HEAVY ITEM

Superline
BLACK EDITION PRO™

Hutch Overall Size:	1549 x 584 x 716mm
Hutch Shelf:	1464 x 170mm
Weight Capacity:	15kg
2 Drawer Riser:	1549 x 584 x 169mm
Small Drawer Size (x2):	680 x 505 x 60mm
Weight Capacity:	25kg
Weight:	111kg

B NEW

17 Drawer

Ball Bearing
Drawer Slides



75+ KG
HEAVY ITEM

5 YEAR
GUARANTEE*

Superline
BLACK EDITION PRO™

C NEW

17 Drawer

Ball Bearing
Drawer Slides



75+ KG
HEAVY ITEM

5 YEAR
GUARANTEE*

Superline
BLACK EDITION PRO™

B-C SEE BELOW

Superline PRO® Black Edition Modular Storage Systems

All heavy gauged steel construction and manufactured with steel inner walls for extra strength and durability. Heavy-duty 45mm ball-bearing drawer slides provide superior performance, suitable for heavier loads. Full height rear locking mechanism, locks smooth running, soft close drawers in place. Rust and solvent resistant industrial, powder coated finish. Rollcabs are fitted with four Ø152mm PP wheels with black chrome effect alloys, two castors with quick release anti-rotation toe locks and two fixed wheels. Clamshell style topchests/hutches feature robust side handles and are supplied with a power strip (4 x 230V, 2 x 5V 2.4A USB sockets) which can be installed on either side. Throughout the Superline PRO® Black Edition range, each drawer features stylish black anodized heavy-duty drawer pulls and pre-cut non-slip liners. Supplied with two folding keys. Model No. AP6115BECOMBO2 includes a 1864mm side locker with four self-adjusting powder coated shelves.

B

C

Model No: AP6115BECOMBO1
Contents: AP6115BE - 15 Drawer 1549mm Mobile Trolley with Wooden Top
AP6103BE - 1549mm Hutch & 2 Drawer Riser

Model No: AP6115BECOMBO2
Contents: AP6115BE - 15 Drawer 1549mm Mobile Trolley with Wooden Top
AP6103BE - 1549mm Hutch & 2 Drawer Riser
AP6104BE - 1864mm Side Locker with Castors

Weight: 302kg

382kg

A NEW

B NEW

**Ball-bearing
Drawer Slides**

PUSH-TO-OPEN



4 Drawer

7 Drawer

E NEW

11 Drawer



**75+ KG
HEAVY ITEM**

**5 YEAR
GUARANTEE***

**Superline
PRO**

A-B SEE BELOW

4 Drawer Push-to-Open Topchests with Ball-Bearing Slides

Rust and solvent resistant powder coat paint finish. Chests have a keyed lock with integrated side handles. Push-to-open drawers include 45mm ball-bearing slides for hands-free operation. All drawers supplied with 2mm EVA drawer liner. Lid fitted with gas struts for smooth, controlled operation. Designed for use with APPD7G and APPD7O.

Specification:	Width:	Depth:	Height:
Overall Size:	662mm	431mm	477mm
Top Compartment	530mm	400mm	80mm
Medium Drawer (x3):	530mm	370mm	60mm
Large Drawer (x1):	530mm	370mm	80mm

Model No:	Colour:
A APPD4G	Green
B APPD4O	Orange

E-F SEE BELOW

11 Drawer Push-To-Open Rollcab & Topchest Combinations

Specification:	Width:	Depth:	Height:
Overall Size:	702mm	477 mm	1470mm
Model No:	Colour:		
E APPDSTACKG	Green		
F APPDSTACKO	Orange		

C-D SEE BELOW

7 Drawer Push-To-Open Rollcabs

Constructed from heavy gauged steel with steel inner walls for extra strength and durability. Heavy-duty 45mm ball-bearing drawer slides provide superior performance and carry heavier loads. Fitted with Ø125mm castors with black chrome hubcaps, two swivel locking castors and two fixed. New and innovative 'Push-To-Open' drawer system for easy opening, even when your hands are full. Rollcab design features perforated side panels for hanging tools and accessories. Rust and solvent resistant powder coat paint finish. All drawers supplied with 2mm EVA drawer liner. Top and corners coated with plastic to avoid damage when moving around the workshop or garage. Plastic top fitted with stainless steel insert. Fitted with cylinder locks and supplied with two keys.

Specification:	Width:	Depth:	Height:
Overall Size:	702mm	477 mm	993mm
Medium Drawer (x3):	559mm	378mm	58mm
Large Drawer (x1):	559mm	378mm	181mm

Model No:	Colour:
C APPD7G	Green
D APPD7O	Orange

Please note that for security reasons we are only able to supply complete lock assembly and key sets as replacements for our toolboxes and site boxes (where applicable) and not individual replacement keys.

Premier™

**10 YEAR
GUARANTEE***

Premier Tool Chests

- ✓ Heavy-duty welded steel construction for strength and durability.
- ✓ Choice of finish, textured powder coat or anti-fingerprint stainless steel, both solvent and rust resistant.
- ✓ Ball-Bearing drawer slides provide superior performance and carry heavier loads, double sets on large drawers.
- ✓ All drawers have full width sand blasted aluminium 'Lift & Latch' drawer pulls, making access easy, while preventing inadvertent opening when chest is being moved.
- ✓ Heavy-duty Ø125mm Mag style castors, two swivel with toe brakes and two fixed on rollcabs.
- ✓ Heavy-duty exterior handles on chest and cabinets.
- ✓ Non-slip drawer liners supplied for all drawers.
- ✓ Topchests feature gas struts on lids for easy opening.
- ✓ Rollcabs (except for stainless steel versions) supplied with 12mm PVC coated MDF worktop for use as a workbench when not used with a topchest.
- ✓ Integral locking system locks all drawers in each unit with the turn of a key.
- ✓ All supplied with two keys.
- ✓ Manufactured to the highest levels to withstand the toughest of workshop/garage conditions.



Non-slip drawer liners supplied for all drawers.



Heavy-duty gas struts on topchest lids for easy opening.



Integral locking system locks all drawers in each unit with the turn of a key.



Aluminium 'Lift & Latch' drawer pulls prevent inadvertent opening when box is being moved.



Heavy-duty side handles on chest and cabinet (cabinet side handle shown).



Ball-bearing drawer slides on all drawers, double slides on deep drawers.



Heavy-duty Ø125mm Mag style castors. Two Swivel with toe brakes and two fixed.

Premier® Range Compatibility Chart - See pages 979 to 981 for Extra-Wide and Super-Extra-Wide Models.

Model No.	Type:	PTB66004	PTB66004SS	PTB91508	PTB67506	PTB67506SS	PTB93006	PTB39003	PTB40506
PTB66004	Topchest	✗	✗	✗	✓	✓	✗	✗	✗
PTB66004SS	Topchest	✗	✗	✗	✓	✓	✗	✗	✗
PTB91508	Topchest	✗	✗	✗	✗	✗	✓	✗	✗
PTB67506	Rollcab	✓	✓	✗	✗	✗	✗	✗	✓
PTB67506SS	Rollcab	✓	✓	✗	✗	✗	✗	✗	✓
PTB93006	Rollcab	✗	✗	✓	✗	✗	✗	✓	✓
PTB39003	Hang-On	✗	✗	✗	✗	✗	✓	✗	✗
PTB40506	Hang-On	✗	✗	✗	✓	✓	✓	✗	✗

Premier™

**10 YEAR
GUARANTEE***

A-D SEE BELOW

Premier Tool Chests

- ✓ Heavy-duty welded steel construction for strength and durability.
- ✓ Choice of finish, textured powder coat or anti-fingerprint stainless steel, both solvent and rust resistant.
- ✓ Ball-Bearing drawer slides provide superior performance and carry heavier loads, double sets on large drawers.
- ✓ All drawers have full width sand blasted aluminium 'Lift & Latch' drawer pulls, making access easy, while preventing inadvertent opening when chest is being moved.
- ✓ Heavy-duty Ø125mm Mag style castors, two swivel with toe brakes and two fixed on rollcabs.
- ✓ Heavy-duty exterior handles on chest and cabinets.
- ✓ Non-slip drawer liners supplied for all drawers.
- ✓ Topchests feature gas struts on lids for easy opening.
- ✓ Integral locking system locks all drawers in each unit with the turn of a key.
- ✓ All supplied with two keys.



A PTB66004
4 Drawer Heavy-Duty Topchest

Specification:	Width:	Depth:	Height:
Overall Size:	660mm	450mm	565mm
Medium Drawer (x3):	570mm	385mm	60mm
Large Drawer (x1):	570mm	385mm	135mm

B PTB67506
6 Drawer Heavy-Duty Rollcab

Specification:	Width:	Depth:	Height:
Overall Size:	675mm	460mm	1050mm
Medium Drawer (x3):	570mm	385mm	60mm
Large Drawer (x2):	570mm	385mm	135mm
X-Large Drawer (x1):	570mm	385mm	210mm

C PTB66004SS
4 Drawer Stainless Steel Heavy-Duty Topchest

Specification:	Width:	Depth:	Height:
Overall Size:	675mm	460mm	565mm
Medium Drawer (x3):	560mm	385mm	60mm
Large Drawer (x1):	560mm	385mm	135mm

D PTB67506SS
6 Drawer Stainless Steel Heavy-Duty Rollcab

Specification:	Width:	Depth:	Height:
Overall Size:	675mm	460mm	1030mm
Medium Drawer (x3):	560mm	385mm	60mm
Large Drawer (x2):	560mm	385mm	135mm
X-Large Drawer (x1):	560mm	385mm	210mm



A-B SEE BELOW
Locker/Hang-on Chest

	A	B
Model No:	PTB39003	PTB40506
Type:	Locker	Hang-On Chest
Drawers:	3	6
Overall Size (W x D x H):	390 x 460 x 1390mm	405 x 460 x 885mm



C PTB91508
8 Drawer Heavy-Duty Topchest

Specification:	Width:	Depth:	Height:
Overall Size:	915mm	450mm	565mm
Medium 1/2 Drawer (x6):	385mm	385mm	60mm
Medium Drawer (x2):	825mm	385mm	60mm

D PTB93006
6 Drawer Heavy-Duty Rollcab

Specification:	Width:	Depth:	Height:
Overall Size:	930mm	460mm	1050mm
Medium Drawer (x3):	825mm	385mm	60mm
Large Drawer (x2):	825mm	385mm	135mm
X-Large Drawer (x1):	825mm	385mm	210mm



Non-slip drawer liners supplied for all drawers.



Topchests feature gas struts on lids for easy opening.



Heavy-duty Ø125mm Mag style castors. Two Swivel with toe brakes and two fixed.



A-D SEE BELOW

Premier Tool Chests

- ✓ Heavy-duty welded steel construction for strength and durability.
- ✓ Choice of finish, textured powder coat or anti-fingerprint stainless steel, both solvent and rust resistant.
- ✓ Ball-Bearing drawer slides provide superior performance and carry heavier loads, double sets on large drawers.
- ✓ All drawers have full width sand blasted aluminium 'Lift & Latch' drawer pulls, making access easy, while preventing inadvertent opening when chests are being moved.
- ✓ Heavy-duty Ø125mm Mag style castors, two swivel with toe brakes and two fixed on rollcabs.
- ✓ Heavy-duty exterior handles on chest and cabinets.
- ✓ Non-slip drawer liners supplied for all drawers.
- ✓ Topchests feature gas struts on lids for easy opening.
- ✓ Integral locking system locks all drawers in each unit with the turn of a key.
- ✓ All supplied with two keys.
- ✓ Manufactured to the highest levels to withstand the toughest of workshop/garage conditions.

A PTB104008

8 Drawer Heavy-Duty Topchest

Specification:	Width:	Depth:	Height:
Overall Size:	1040mm	450mm	570mm
Medium Drawer (x3):	595mm	385mm	60mm
Medium 1/2 Drawer (x3):	300mm	385mm	60mm
Large Drawer (x1):	595mm	385mm	135mm
Large 1/2 Drawer (x1):	300mm	385mm	135mm

B PTB105511

11 Drawer Heavy-Duty Rollcab

Specification:	Width:	Depth:	Height:
Overall Size:	1055mm	460mm	1050mm
Full Width Large Drawer (x1):	950mm	385mm	135mm
Medium Drawer (x3):	595mm	385mm	60mm
Medium 1/2 Drawer (x3):	295mm	385mm	60mm
Large Drawer (x1):	595mm	385mm	135mm
Large 1/2 Drawer (x1):	295mm	385mm	135mm
X-Large Drawer (x1):	595mm	385mm	210mm
X-Large 1/2 Drawer (x1):	295mm	385mm	210mm

C PTB104008SS

8 Drawer Stainless Steel Heavy-Duty Topchest

Specification:	Width:	Depth:	Height:
Overall Size:	1055mm	450mm	565mm
Medium Drawer (x3):	585mm	385mm	60mm
Medium 1/2 Drawer (x3):	290mm	385mm	60mm
Large Drawer (x1):	585mm	385mm	135mm
Large 1/2 Drawer (x1):	290mm	385mm	135mm

D PTB105511SS

11 Drawer Stainless Steel Heavy-Duty Rollcab

Specification:	Width:	Depth:	Height:
Overall Size:	1055mm	460mm	1030mm
Full Width Large Drawer (x1):	945mm	385mm	135mm
Medium Drawer (x3):	585mm	385mm	60mm
Medium 1/2 Drawer (x4):	285mm	385mm	60mm
Large Drawer (x1):	585mm	385mm	135mm
Large 1/2 Drawer (x1):	285mm	385mm	135mm
X-Large Drawer (x1):	585mm	385mm	210mm
X-Large 1/2 Drawer (x1):	285mm	385mm	210mm

A

8 Drawer

Premier™

10 YEAR GUARANTEE*

FULLY EXTENDABLE DRAWERS

Lift & Latch™ DRAWER PULLS

HEAVY DUTY

Ball bearing Drawer Slides

75+ KG HEAVY ITEM

1055mm Extra-Wide

B

11 Drawer

Premier™

10 YEAR GUARANTEE*

FULLY EXTENDABLE DRAWERS

Lift & Latch™ DRAWER PULLS

HEAVY DUTY

Ball bearing Drawer Slides

STAINLESS STEEL

ANTI-FINGERPRINT

75+ KG HEAVY ITEM

1055mm Extra-Wide

C

8 Drawer

Premier™

10 YEAR GUARANTEE*

FULLY EXTENDABLE DRAWERS

Lift & Latch™ DRAWER PULLS

HEAVY DUTY

Ball bearing Drawer Slides

STAINLESS STEEL

ANTI-FINGERPRINT

75+ KG HEAVY ITEM

1055mm Extra-Wide

D

11 Drawer

Premier™

10 YEAR GUARANTEE*

FULLY EXTENDABLE DRAWERS

Lift & Latch™ DRAWER PULLS

HEAVY DUTY

Ball bearing Drawer Slides

STAINLESS STEEL

ANTI-FINGERPRINT

75+ KG HEAVY ITEM

1055mm Extra-Wide

A PTB141507
7 Drawer Heavy-Duty Topchest

Specification:	Width:	Depth:	Height:
Overall Size:	1415mm	450mm	565mm
Medium Drawer (x3):	695mm	385mm	58mm
Medium 1/2 Drawer (x2):	615mm	385mm	58mm
Large Drawer (x1):	695mm	385mm	135mm
X-Large 1/2 Drawer (x1):	615mm	385mm	210mm

B PTB143011
11 Drawer Heavy-Duty Rollcab

Specification:	Width:	Depth:	Height:
Overall Size:	1430mm	460mm	1050mm
Full Width Large Drawer (x1):	1345mm	385mm	130mm
Medium Drawer (x3):	695mm	385mm	58mm
Medium 1/2 Drawer (x3):	615mm	385mm	58mm
Large Drawer (x1):	695mm	385mm	135mm
Large 1/2 Drawer (x1):	615mm	385mm	135mm
X-Large Drawer (x1):	695mm	385mm	210mm
X-Large 1/2 Drawer (x1):	615mm	385mm	210mm

C PTB181510
10 Drawer Heavy-Duty Topchest

Specification:	Width:	Depth:	Height:
Overall Size:	1830mm	500mm	565mm
Medium 1/2 Drawer (x2):	395mm	425mm	58mm
Large 1/2 Drawer (x4):	395mm	425mm	135mm
Medium Drawer (x3):	825mm	425mm	58mm
Large Drawer (x1):	825mm	425mm	135mm

D PTB183015
15 Drawer Heavy-Duty Rollcab

Specification:	Width:	Depth:	Height:
Overall Size:	1845mm	510mm	1125mm
Medium 1/2 Drawer (x2):	395mm	425mm	58mm
Large 1/2 Drawer (x4):	395mm	425mm	135mm
X-Large 1/2 Drawer (x2):	395mm	425mm	285mm
Medium Drawer (x1):	820mm	425mm	58mm
Large Drawer (x3):	820mm	425mm	135mm
Medium Drawer (x2):	1280mm	425mm	58mm
Large Drawer (x1):	1280mm	425mm	135mm



Heavy-duty gas struts on topchest lids for easy opening



Heavy-duty side handles on rollcabs for manoeuvrability.



Aluminium 'Lift & Latch' drawer pulls prevent inadvertent opening when chest is being moved.



Heavy-duty Ø125mm Mag style castors. Four swivel with toe brakes and two fixed.



Premier™

A
7 Drawer
10 YEAR GUARANTEE*
FULLY EXTENDABLE DRAWERS
Lift & Latch™ DRAWER PULLS
HEAVY DUTY
Ball Bearing Drawer Slides
75+ KG HEAVY ITEM

1430mm Super-Extra-Wide



Premier™

C
10 Drawer
10 YEAR GUARANTEE*
FULLY EXTENDABLE DRAWERS
Lift & Latch™ DRAWER PULLS
HEAVY DUTY
Ball Bearing Drawer Slides
75+ KG HEAVY ITEM

1845mm Super-Extra-Wide

A-L SEE BELOW

Retro Tool Chests

- ✓ Choice of three stylish colour combinations.
- ✓ Retro styled tool chests with modern day functionality.
- ✓ Feature ball-bearing drawer slides with 45kg load capacity and 'Lift & Latch' drawer pulls preventing inadvertent opening.

- ✓ Retro theme is continued with chrome plated top lid stays and chrome side handles.
- ✓ Drawers and top lid are fitted with drawer liners and lock on one key turn.
- ✓ Rollcabs feature stylish heavy-duty castors, two with brakes.



10 YEAR GUARANTEE*



A
4 Drawer

D
2 Drawer

G
4 Drawer

B
4 Drawer

E
2 Drawer

H
4 Drawer

C
4 Drawer

F
2 Drawer

I
4 Drawer

J NEW 10 Drawer Combination

K NEW 10 Drawer Combination

L NEW 10 Drawer Combination

A-C SEE BELOW

4 Drawer Retro Style Topchests

Specification:	Width:	Depth:	Height:
Overall Size:	700mm	450mm	495mm
Medium Drawer (x4):	570mm	400mm	60mm
Clam Shell Top:	590mm	430mm	80mm*

Model No:	Colour:
A AP28104	Cream
B AP28104BWS	Blue with White Stripes
C AP28104BR	Black with Red Drawer Pulls

D-F SEE BELOW

2 Drawer Retro Style Mid-Boxes

Specification:	Width:	Depth:	Height:
Overall Size:	710mm	460mm	270mm
Medium Drawer (x2):	570mm	400mm	60mm
Model No:	Colour:		
D AP28102	Cream		
E AP28102BWS	Blue with White Stripes		
F AP28102BR	Black with Red Drawer Pulls		

G-I SEE BELOW

4 Drawer Retro Style Rollcabs

Specification:	Width:	Depth:	Height:
Overall Size:	730mm	460mm	825mm
Large Drawer (x1):	570mm	400mm	105mm
X-Large Drawer (x3):	570mm	400mm	135mm
Model No:	Colour:		
G AP28204	Cream		
H AP28204BWS	Blue with White Stripes		
I AP28204BR	Black with Red Drawer Pulls		

J-L SEE BELOW

10 Drawer Retro Style Topchest, Mid-Box & Rollcab Combinations

Specification:	Width:	Depth:	Height:
Overall Size	730mm	460mm	1590mm
Model No:	Colour:		
J AP28COMBO2	Cream		
K AP28COMBO2BWS	Blue with White Stripes		
L AP28COMBO2BR	Black with Red Drawer Pulls		



Non-slip drawer liners supplied for all drawers.



Ball-Bearing drawer slides and 'Lift & Latch' drawer pulls prevent inadvertent opening.



Rollcabs feature stylish heavy-duty castors, two with brakes.



**10 YEAR
GUARANTEE***

A-B SEE BELOW

4 Drawer Wide Retro Style Topchests

Specification:	Width:	Depth:	Height:
Overall Size:	1080mm	450mm	495mm
Medium Drawer (x4):	945mm	400mm	60mm
Clam Shell Top:	960mm	430mm	80mm*
*(Restricted)			
Model No:			Colour:
A AP41104BWS			Blue with White Stripes
B AP41104BR			Black with Red Drawer Pulls

C-D SEE BELOW

6 Drawer Wide Retro Style Rollcabs

Specification:	Width:	Depth:	Height:
Overall Size:	1100mm	460mm	1040mm
Medium Drawer (x3):	945mm	400mm	60mm
Large Drawer (x2):	945mm	400mm	135mm
X-Large Drawer (x1):	945mm	400mm	210mm
Model No:			Colour:
C AP41206BWS			Blue with White Stripes
D AP41206BR			Black with Red Drawer Pulls

E-F SEE BELOW

10 Drawer Wide Retro Style Topchest & Rollcab Combinations

Specification:	Width:	Depth:	Height:
Overall Size:	1100mm	460mm	1535mm
Model No:			Colour:
E AP41COMBOBWS			Blue with White Stripes
F AP41COMBOBR			Black with Red Drawer Pulls



**Ball Bearing
Drawer Slides**

**75+ KG
HEAVY ITEM**


**HEAVY
DUTY**

**Lift & Latch™
DRAWER PULLS**

WEB VIDEO



Retro themed recessed chrome plated side handles.



Drawers and top lid are fitted with drawer liners.



Heavy-duty castors, two with brakes.



Supplied with two keys for each unit.



'Lift & Latch' drawer pulls prevent inadvertent opening.

A-C SEE BELOW

Mobile Stainless Steel Tool Cabinets

Anti-fingerprint stainless steel construction. AP7210SS and AP5520SS are supplied with a 38mm thick wooden worktop (AP4804SS has 25mm). Each drawer has a 45kg capacity and features aluminium pull handles and non-slip liners. Side storage cupboard on AP7210SS and AP4804SS features shelf and pegboard inlay. Four large castor wheels, two fixed and two swivel that include brakes. Cabinets supplied with a heavy-duty side handle for comfort and control when manoeuvring. AP5520SS Supplied with a pegboard back panel - ideal for hanging tools - and two gas strut wall cabinets for added storage. All supplied with locks and two keys. Some simple assembly required. These items are heavy. Extra assistance must be provided at the delivery point to help their safe delivery.



A AP5520SS
10 Drawer & 2 Wall Cupboard Stainless Steel Mobile Tool Cabinet with Backboard

Overall Size (W x D x H):	1475 x 505 x 1860mm
Wall Cabinet (x2) (W x D x H):	645 x 300 x 410mm



C AP4804SS
4 Drawer Stainless Steel Mobile Tool Cabinet

Specification:	Width:	Depth:	Height:
Overall Size:	1220mm	460mm	950mm
Small Drawer (x1):	690mm	400mm	60mm
Medium Drawer (x2):	690mm	400mm	140mm
Large Drawer (x1):	690mm	400mm	220mm
Cupboard:	440mm	440mm	680mm

A-B SEE BELOW

Mobile Stainless Steel Tool Cabinets

Specification:	Width:	Depth:	Height:
Medium 1/2 Drawer (x3):	375mm	395mm	65mm
Large 1/2 Drawer (x1):	375mm	395mm	140mm
X-Large 1/2 Drawer (x1):	375mm	395mm	220mm
Medium Drawer (x3):	855mm	395mm	65mm
Large Drawer (x1):	855mm	395mm	140mm
X-Large Drawer (x1):	855mm	395mm	220mm



B AP7210SS
10 Drawer & Cupboard Stainless Steel Mobile Tool Cabinet

Overall Size (W x D x H):	1990 x 490 x 950mm
Cupboard (x1) (W x D x H):	400 x 465 x 685mm



D CX410SS
3-Level Stainless Steel Workshop Trolley

Grade 304 stainless steel workshop trolley with three 30kg capacity shelves. Shelves have 30mm walls around the sides and back with an opening at the front - ideal for quick access to tools or fixings without obstruction. Fitted with a side handle and four castor wheels for ease of mobility around the workplace. Supplied flat-packed.

Overall Size (W x D x H):	810 x 458 x 862mm
Shelf Size (W x D x H):	715 x 450mm x 30mm
Capacity:	30kg/level*

*Evenly distributed

Premier™

**10 YEAR
GUARANTEE***

Premier Topchests & Rollcabs

- ✓ Heavy gauge steel with double wall construction for extra strength and durability.
- ✓ Ball-Bearing drawer slides provide superior performance and carry heavier loads.
- ✓ Each drawer fitted with a catch to prevent unexpected opening, when being transported around the workshop.
- ✓ Added security provided by side mounted cylinder locks, supplied with two keys.
- ✓ Unique design incorporates perforated side panels for hanging tools and accessories.
- ✓ Ideally suited for the Premier range of Modular Tool Trays (see pages 16 to 25 for full details).
- ✓ Fitted with anti-shock protection on all four corners to prevent accidental damage.
- ✓ Rust and solvent resistant powder coated finish.
- ✓ Recessed handles permit Topchests to be slotted into work environments where space is tight.
- ✓ Rollcabs feature rubber grip side handles for comfort and ease when manoeuvring with tough composite top for fitting and securing Topchest or can be used as a workstation.
- ✓ Each Rollcab includes two Ø125mm castors with large toe locks and two fixed wheels.



All Topchests and Rollcabs are suitable for our Premier range of modular tool trays, see pages 16 to 25 for more details.

Anti-shock rubber protection on all four corners.

Secure internal locking system for added security.

Self-locking drawers prevent accidental opening.

Ergonomic handle for smooth manoeuvrability.

Full width aluminium drawer handles.

Powder coat finish for outstanding rust protection.

Locking brake to help secure unit in position.

Extra-deep to maximise tool storage.

Recessed handles for easy manoeuvrability.

Heavy gauge steel with double wall construction.

Heavy-duty working table with vice mounting option.

Perforated side panels for hanging panels for hanging tools and accessories.



HEAVY DUTY
Ball Bearing Drawer Slides



A Extra Deep Topchest 6 Drawer

A AP2403 6 Drawer Topchest with Ball-Bearing Slides

Specification:	Width:	Depth:	Height:
Overall Size:	690mm	465mm	535mm
Medium Drawer (x6):	535mm	400mm	60mm



B 6 Drawer

B AP2406 6 Drawer Rollcab with Ball-Bearing Slides

Specification:	Width:	Depth:	Height:
Overall Size:	765mm	465mm	960mm
Medium Drawer (x3):	535mm	400mm	60mm
Large Drawer (x2):	535mm	400mm	130mm
X-Large Drawer (x1):	535mm	400mm	195mm



C 8 Drawer

C AP2408 8 Drawer Rollcab with Ball-Bearing Slides

Specification:	Width:	Depth:	Height:
Overall Size:	765mm	465mm	960mm
Medium Drawer (x6):	535mm	400mm	60mm
Large Drawer (x2):	535mm	400mm	130mm

Premier™

MODULAR TOOL TRAYS

The AP24 series tool chests are designed to accept Premier and Premier Platinum tool trays. Make your own tool kit by selecting the models featured on pages 16 to 25. Alternatively choose from these ready made combinations.



A-C SEE BELOW

Rollcabs & Tool Chest Combinations with Tool Kit

Premier ball-bearing Rollcabs/Topchest and Modular Tool Tray combinations, carefully hand picked by professionals, for professionals. Tools have been selected from our Premier Line range and are covered by a lifetime guarantee*. For full details and specification of Model No. AP2406 Rollcab and AP2408 Rollcab see page 985 and for the Modular Tool Trays see pages 18 to 23.

A HEAVY DUTY Ball Bearing Drawer Slides 6 Drawer



10 YEAR GUARANTEE*



A AP2406TBTC01

6 Drawer Rollcab with Ball-Bearing Slides & 298pc Tool Kit

Contents: AP2406 - Rollcab 6 Drawer with Ball-Bearing Slides, TBT01 - Tool Tray with 13pc Combination Spanner Set, TBT02 - Tool Tray with 4pc Pliers Set, TBT03 - Tool Tray with 4pc Circlip Pliers Set, TBT07 - Tool Tray with 29pc Hex/Ball-End Hex Keys & Socket Bit Set, TBT08 - Tool Tray with 35pc TRX-Star* Key, Socket Bit & Socket Set, TBT09 - Tool Tray with 5pc Engineer's File Set, TBT11 - Tool Tray with 60pc Security TRX-Star*/Hex/Ribe/Spline Bit Set, TBT14 - Tool Tray with 6pc Screwdriver Set, TBT17 - Tool Tray with 38pc Precision & Pick-Up Tool Set, TBT19 - Tool Tray with 43pc 1/4" Sq Drive Socket Set, TBT20 - Tool Tray with 35pc 3/8" Sq Drive Socket Set, TBT21 - Tool Tray with 26pc 1/2" Sq Drive Socket Set

B HEAVY DUTY Ball Bearing Drawer Slides 8 Drawer



10 YEAR GUARANTEE*



B AP2408TTC08

8 Drawer Rollcab with Ball-Bearing Slides & 707pc Tool Kit

Contents: AP2408, TBT01, TBT02, TBT03, TBT04, TBT07, TBT08, TBT09, TBT11, TBT13, TBT14, TBT16, TBT17, TBT18, TBT19, TBT20, TBT21, TBT23, TBT26.

C APTTC02

14 Drawer Tool Chest Combination with 1233pc Tool Kit

Contents: AP2403 - Topchest 6 Drawer with Ball-Bearing Slides, AP2408 - Rollcab 8 Drawer with Ball-Bearing Slides, 1233pc Tool Kit arranged in 28 Themed Tool Trays - Includes Model No's: TBT01, TBT02, TBT03, TBT04, TBT05, TBT06, TBT07, TBT08, TBT09, TBT11, TBT12, TBT13, TBT14, TBT15, TBT16, TBT17, TBT18, TBT19, TBT23, TBT24, TBT25, TBT26, TBT27, TBT28, TBT29, TBT30, TBT31, TBT32, TBTB (x2)



C



6 Drawer

8 Drawer



HEAVY DUTY

Extra Deep Topchest

Ball Bearing
Drawer Slides

10 YEAR
GUARANTEE*



The Professional Tool kit shown here is amongst our most popular. For other options please contact our sales office or visit our website www.sealey.co.uk. Alternatively why not design your own bespoke kit? See page 985 for details of the tool chests in our Premier Ball-Bearing Range and pages 16 to 25 for details of our Modular Tool Tray inserts.



A AP24ACC1
PerfoTool Storage Panel for AP24 Series Rollcabs

PerfoTool storage panel can be fitted to all rollcabs in our AP24 Series when a topchest is not required, allowing rollcab top to be used as a workbench. Reinforced poles slot into the rollcab securely, keeping the unit sturdy. Suitable for hanging some of the most frequently used tools, allowing easy selection. Supplied with an assortment of hanging hooks. N.B. Not suitable for use with AP2416 and AP2418 Mobile Workstations.

Size (W x D x H): 655 x 55 x 600mm



B AP24ACC2
Side Shelf & Roll Holder for AP24 Series Tool Chests

Easy fix shelf with raised edge and paper roll holder. Ideal for small components, helping to prevent the loss of parts and keeping work area tidy. Roll holder underneath shelf for easy-access to paper when required. For paper roll see page 1138.

Size (W x D x H): 305 x 305 x 190mm

C
 2845 x 450mm

C AP/NSL
Non-Slip Liners

Conceived initially for use as drawer liners for tool chests and rollcabs. Unique non-slip design offers a wide range of different uses, and is proofed against mildew, mould and moths. Great for use in the workshop, garage, home, car or boat.

Roll Size: 2845 x 450mm
Thickness: 4mm



AP24ACC1 shown with Rollcab Model No. AP2408, see page 985.



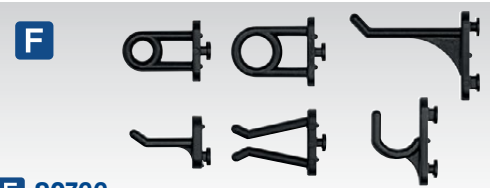
D AP24ACC5
Can & Bottle Holder for AP24 Series Tool Chests

Easy fix can and bottle holder for storing aerosols, maintenance spray and other frequently used products.


Size (W x D x H): 250 x 62 x 110mm



E BLU150
150m Blue Embossed 2-Ply Paper Roll - Pack of 6
 See page 1138 for full details.



F S0766
30pc Hook Assortment for Composite Pegboard
 See page 1053 for full details.



G AP24ACC6
Drawer Divider for AP24 Series Rollcabs & Topchests

Medium drawer divider suitable for all medium drawers on the AP24 Series topchests, rollcabs and workstations. Designed to keep tools and parts in a neat and easily accessible order.

Size (W x D x H): 3 x 395 x 58mm
Pack Qty: 1



A NEW 10 Drawer



A AP6310

10 Drawer Mobile Workstation with Backboard

Features a cabinet for extra storage and a heavy-duty side handle for comfort and control when manoeuvring. Thick 20mm wooden worktop. 10 Drawers with 40kg capacity each with aluminium pull handles and non-slip liners. Six large castor wheels, four swivel with brakes and two fixed. Supplied with a pegboard back panel compatible with TTS range of hooks ideal for hanging tools, plus 14 storage bins in two sizes. Supplied with locks and two keys for the cabinet and drawers. Some simple assembly required.



5 YEAR GUARANTEE*

Overall Size Inc. Handle (W x D x H):	1690 x 490 x 1432mm
Worktop Size:	1600 x 460 x 20mm
Small Drawer (x6):	505 x 415 x 80mm
Medium Drawer (x4):	505 x 415 x 143mm
Cabinet:	538 x 480 x 650mm
Top Shelf:	1600 x 200 x 43mm

B-C SEE BELOW

Heavy-Duty Mobile Workstations

Heavy gauge steel, double wall construction for extra strength and durability. Fitted with oversized, heavy-duty Ø160mm wheels, two fixed and two locking castors. Ball-bearing drawer slides provide superior performance and carry heavier loads. Each drawer is fitted with a catch to prevent unexpected opening when being transported around the workshop. Added security provided by side mounted cylinder lock. Model No. AP2418 is supplied with one lockable cupboard with internal shelving for added storage. Supplied with two keys for drawers and two keys for cupboards (where applicable). Unique design incorporates perforated side panels for hanging tools and accessories. Ideally suited for the Premier range of modular tool trays, see pages 16 to 25. Rust and solvent resistant powder coated finish. Fitted with anti-shock protection on all four corners to prevent accidental damage. Heavy-duty metal worktop makes these units a very durable workstation.

B

Premier™

10 YEAR GUARANTEE*

HEAVY DUTY

Ball Bearing Drawer Slides

8 Drawer 2 Shelves

Extra-Wide



B AP2418

8 Drawer Mobile Workstation with Ball-Bearing Slides

Specification:	Width:	Depth:	Height
Overall Size:	1130mm	565mm	1000mm
Medium Drawer (x6):	535mm	400mm	60mm
Large Drawer (x2):	535mm	400mm	130mm
Cupboard:	270mm	400mm	620mm

C

Premier™

10 YEAR GUARANTEE*

HEAVY DUTY

Ball Bearing Drawer Slides

16 Drawer

Extra-Wide



C AP24216

16 Drawer Mobile Workstation with Ball-Bearing Slides

Specification:	Width:	Depth:	Height
Overall Size:	1130mm	565mm	1000mm
Medium Drawer (x6):	535mm	400mm	60mm
Large Drawer (x2):	535mm	400mm	130mm
Medium 1/2 Drawer (x6):	270mm	400mm	60mm
Large 1/2 Drawer (x2):	270mm	400mm	130mm

A
Premier™
10 YEAR
GUARANTEE*
7 Drawer



75+ KG
HEAVY ITEM
Ball bearing
Drawer Slides

A AP36MWS
7 Drawer & Cupboard Mobile Workstation

Heavy-duty mobile workstation with seven drawers and cupboard. Drawers run on 45mm ball-bearing slides with a weight capacity of 40kg per drawer. All drawers fitted with aluminium handles and 2.5mm EVA non-slip liners. Cupboard and drawers lock separately for safe storage. All panels made of perforated steel for hook storage. Supplied with two shelves to be mounted as required. Top of workstation lined with 10mm EVA mat. Four alloy style 5" castors, two fixed and two swivel with quick release brake. Steel handle at either end for easy mobility.

Specification:	Width:	Depth:	Height:
Overall Size:	1090mm	730mm	1025mm
Small Drawer (x5):	568mm	398mm	75mm
Medium Drawer (x2):	568mm	398mm	154mm
Cupboard:	600mm	255mm	470mm

B
Premier™
10 YEAR
GUARANTEE*
10 Drawer



75+ KG
HEAVY ITEM
Ball bearing
Drawer Slides

B AP45MWS
10 Drawer Mobile Workstation

Heavy-duty mobile workstation with 10 drawers. Drawers run on 45mm ball-bearing slides with a weight capacity of 40kg per drawer. All drawers fitted with aluminium handles and 2.5mm EVA non-slip liners. Two sets of drawers lock separately for safe storage. All panels made of perforated steel for hook storage. Supplied with two shelves to be mounted as required. Top of workstation lined with 10mm EVA mat. Four alloy style 5" castors, two fixed and two swivel with quick release brake. Steel handle at either end for easy mobility.

Specification:	Width:	Depth:	Height:
Overall Size:	1290mm	730mm	1025mm
Small Drawer (x6):	568mm	398mm	75mm
Medium Drawer (x3):	568mm	398mm	154mm
Large Drawer (x1):	568mm	398mm	233mm

C NEW
Superline PRO™
5 YEAR
GUARANTEE*

Ball bearing
Drawer Slides


75+ KG
HEAVY ITEM



C AP556CSHV
4 Drawer Rollcab
With 3 Drawer Utility Seat

Constructed from heavy gauged steel with inner walls for extra strength and durability. Heavy-duty 45mm ball-bearing drawer slides provide superior performance and carry heavier loads. Fitted with Ø125mm castors with black chrome hubcaps, two swivel locking castors and two fixed. Rollcab design features two lockable side cabinets with pegboard and storage tray in each. Supplied with 6mm EVA top mat and 2mm EVA drawer liners in each drawer. Built-in storage for the three drawer utility toolbox seat with 30mm cushion. The utility seat has two locking castors and two swivel. Both have a rust and solvent resistant tough industrial powder coat paint finish. Supplied with two keys for main rollcab and two keys for utility seat.

Specification:	Width:	Depth:	Height:
Overall Size:	679mm	461mm	986mm
Drawer (x4):	556mm	392mm	68mm
Utility Seat Drawer (x3):	278mm	348mm	95mm
Side Cabinets (x2):	86mm	430mm	350mm





A-B SEE BELOW

Composite Heavy-Duty Trolleys

Heavy-duty garage and workshop trolleys with high weight capacity per shelf. Manufactured from extra-strong impact resistant plastic. Ideal for a wide variety of applications. Features deep wall shelves and tool storage compartments built into the contoured handle. Fitted with four large rubber wheels, two fixed and two swivel castors.

	A	B
Model No:	CX202	CX203
Levels:	2	3
Overall Size (W x D x H):	1000 x 440 x 850mm	1000 x 440 x 850mm
Shelf Size (W x D x H):	790 x 435 x 110mm	790 x 435 x 110mm
Capacity:	113kg/Level	83kg/Level



4 Drawer

C AP980MTHV

4 Drawer & 2 Door Cupboard Tool Trolley

Workshop trolley with an overall weight capacity of 160kg. Top of the trolley is covered in tough composite with built-in storage for small parts. Folding side tray with 5kg weight capacity. Tool storage slots on the side for easy-access to more frequently used tools. Internal locking system allows drawers and cupboard to be locked separately for added security. Four drawers with liners and ball-bearing slides, and a two door cupboard with magnetic doors. Drawers are made to fit all Sealey and Siegen tool trays, see pages 16 to 28. Four bottom corners are fitted with bumpers to help prevent damage when moving around the workshop. Fitted with four wheel, two fixed and two locking castors.

Overall Size (W x D x H):	690 x 470 x 835mm
Medium Drawer (x4):	535 x 405 x 67mm
Cupboard (x1):	560 x 440 x 370mm
Capacity:	160kg



D-E SEE BELOW

Composite Heavy-Duty Trolleys

Heavy-duty garage and workshop trolleys. Manufactured from extra-strong impact resistant plastic. Ideal for a variety of applications. One-piece moulded shelves prevent spills transferring to lower levels. Fitted with four swivel castor wheels, two of which have brakes.

	D	E
Model No:	CX204	CX205
Levels:	2	3
Overall Size (W x D x H):	810 x 460 x 785mm	810 x 460 x 925mm
Shelf Size (W x D x H):	675 x 410mm x 95mm	675 x 410mm x 95mm
Capacity:	80kg/Level	60kg/Level





A CX313
3-Level Composite Workshop Trolley with Parts Storage

Composite garage workshop trolley featuring aluminium corner posts with a 30kg capacity per shelf. Each shelf features three tool compartments with removable dividers, seven tool holder slots, four additional compartments for small fixings and two cup/can holders. These features allow for all of your tools and equipment to be on-hand and easily accessed. Quick and easy to assemble, with four swivel castors, two featuring brakes.

Overall Size (W x D x H):	570 x 455 x 895mm
Shelf Size (W x D x H):	495 x 280 x 70mm
Capacity:	30kg/Level



B CX314
3-Level Folding Workshop Trolley

Folding composite garage workshop trolley with a 25kg capacity per shelf. Walls on all four sides to stop items from sliding off the trolley. Four large castors, two locking. Can also be used as a janitorial trolley. Folds up in seconds for easy storage when not in use.

Overall Size (W x D x H):	670 x 430 x 855mm
Shelf Size (W x D):	595 x 370mm
Capacity:	25kg/Level



C CX308
3-Level Composite Workshop Trolley - 3 Wall

Composite garage workshop trolley with a 30kg capacity per shelf. Walls on only three sides of shelf allow easy-access when adding or removing items to and from trolley. Four large castors, two locking. Can also be used as a janitorial trolley.

Overall Size (W x D x H):	800 x 410 x 930mm
Shelf Size (W x D):	620 x 410mm
Capacity:	30kg/Level



D-E SEE BELOW
3-Level Composite Workshop Trolleys - 3 Wall

Composite garage workshop trolleys with a 40kg capacity per shelf. Walls on only three sides of each shelf allow easy-access when adding or removing items. Four large castors, two locking.

	D CX309	E CX310
Model No:	CX309	CX310
Overall Size (W x D x H):	750 x 460 x 980mm	1140 x 513 x 960mm
Shelf Size (W x D):	625 x 420mm	866 x 500mm
Capacity:	40kg/Level	40kg/Level



F CX312
Waste Disposal Bin
 Strong and lightweight waste bin, compatible with Model No's CX309 and CX310 Workshop Trolleys.

Overall Size (W x D x H):	385 x 260 x 435mm
----------------------------------	-------------------

G CX311
Storage Tray
 Strong and durable, ideal for everyday storage of workshop consumables such as brake and power steering fluid bottles. Keeps the working environment clean and tidy.

Overall Size (W x D x H):	575 x 430 x 180mm
----------------------------------	-------------------



A-B SEE BELOW
Heavy-Duty Workshop Trolleys

Ideal for regularly used workshop items such as body repair kits, power tools and bulky equipment too big for a tool chest. Strong build quality and extra-large castors also make these excellent dismantling trolleys for smaller vehicle components.

2 YEAR
GUARANTEE*



HEAVY
DUTY

	A	B
Model No:	CX105	CX108
Levels:	2	3
Overall Size (W x D x H):	840 x 405 x 810mm	840 x 405 x 810mm
Shelf Size (W x D x H):	790 x 400 x 80mm	790 x 400 x 80mm
Capacity:	50kg/Level	50kg/Level



C CX104
2-Level Heavy-Duty Trolley with Lockable Top

Workshop trolley with an 80kg capacity per shelf. Upper shelf has liner and lockable top, lower shelf may be installed base down or base up to give either tool and component security or unobstructed access. Fitted with four wheels, two fixed and two locking castors.

5 YEAR
GUARANTEE*

Overall Size (W x D x H):	815 x 410 x 985mm
Capacity:	80kg/Level



D-E SEE BELOW
Heavy-Duty Trolleys

Garage or workshop trolleys with deep-walled shelves, which may be installed base down or base up to give either tool and component security or unobstructed access. Fitted with four wheels, two fixed and two locking castors.

2 YEAR
GUARANTEE*



HEAVY
DUTY

	D	E
Model No:	CX102	CX103
Levels:	2	3
Overall Size (W x D x H):	775 x 410 x 900mm	775 x 410 x 900mm
Capacity:	150kg (75kg/Level)	150kg (50kg/Level)



G CX1042D
2-Level Heavy-Duty Trolley with Lockable Top & 2 Drawers

Workshop trolley with an 80kg capacity per shelf. Upper shelf has liner and lockable top, lower shelf may be installed base down or base up to give either tool and component security or unobstructed access. Two lockable drawers with ball-bearing slides and liners. Four large castors, two fitted with a brake.

80kg
PER LEVEL

5 YEAR
GUARANTEE*

Overall Size (W x D x H):	815 x 410 x 985mm
Drawer (x2) (W x D x H):	680 x 375 x 75mm
Capacity:	80kg/Level



F CX101D
2-Level Heavy-Duty Trolley with Lockable Drawer

Garage or workshop trolley with an 80kg capacity per shelf. Deep-walled shelves, which may be installed base down or base up to give either tool and component security or unobstructed access. Full-width, lockable drawer with ball-bearing slides. Fitted with four wheels, two fixed and two locking castors.

Overall Size (W x D x H):	760 x 410 x 900mm
Drawer (x1) (W x D x H):	680 x 375 x 75mm
Capacity:	160kg (80kg/Level)





A-B SEE BELOW

Heavy-Duty Workshop Trolleys - Green

Ideal for regularly used workshop items such as body repair kits, power tools and bulky equipment too big for a traditional tool chest. Features 14 tool holes ideal for keeping small tools on-hand. Strong build quality and heavy-duty 4" PU castors, two of which are locking, make these excellent dismantling trolleys for smaller vehicle components.

	A	B
Model No:	CX109HV	CX110HV
Shelves	2	3
Overall Size (W x D x H):	835 x 410 x 815mm	835 x 410 x 815mm
Shelf Size (W x D x H):	785 x 405 x 80mm	785 x 405 x 80mm
Capacity:	160kg, 80kg/Level	160kg (Evenly distributed)

C APDT435

4-Level Multipurpose Trolley for Diagnostics

Multipurpose trolley with four shelves. Ideal for diagnostics and general use around the workshop. Compact design with tough industrial powder coated finish. Four open shelves with 10mm EVA liner on top shelf and a lockable compartment, suitable for storing laptops, testers, leads and battery chargers. Easily manoeuvrable with ergonomic side handles, two front steering swivel castors and two rear fixed wheels. Supplied with side tray and paper towel holder. Pegboard side panel compatible with the Sealey TTS range of hooks, see page 1053.

Overall Size (W x D x H): 435 x 522 x 1178mm



D-F SEE RIGHT

2 Drawer Heavy-Duty Mobile Tool & Parts Trolleys with Lockable Top

Garage or workshop trolleys with two shelves and a lockable gas sprung supported lid, which allows for items to be kept safe when not in use. Features two 40kg capacity drawers with ball-bearing slides. The units feature an additional screwdriver holder, ideal for quick access whilst working. Two lower storage shelves with a 50kg capacity each, can be installed base down or base up to give either tool and component security or unobstructed access. Fitted with four heavy-duty 4" PU castors, two of which are locking.

Specification (W x D x H):	
Overall Size:	925 x 440 x 900mm
Shelf Size (x2):	760 x 435 x 60mm
Small Drawer (x1):	560 x 400 x 65mm
Medium Drawer (x1):	560 x 400 x 85mm
Upper Tray Size:	585 x 435 x 75mm
Capacity:	150kg
Model No:	Colour:
D AP760M	Red
E AP760MHV	Green
F AP760MO	Orange



5 YEAR GUARANTEE* 5 Year guarantee with every product on this page.



A-B SEE BELOW
Mobile Tool & Parts Trolleys

Heavy gauge steel construction with lockable sliding top on smooth ball-bearing slides. Twin drawers with 35mm ball-bearing slides, which are locked when top is closed. Side handle for comfort and control when manoeuvring. Fitted with four wheels, two fixed and two locking castors. Suitable for tools and parts. Some self-assembly required.

A	AP705M
Colour:	Red
Overall Size (W x D x H):	770 x 370 x 830mm
Capacity:	100kg
B	AP705MB
Colour:	Black
Overall Size (W x D x H):	770 x 370 x 830mm
Capacity:	100kg



C-D SEE BELOW
Heavy-Duty Mobile Tool & Parts Trolleys with 5 Drawers & Lockable Top

Five drawer garage and workshop trolleys, with an overall capacity of 320kg evenly distributed. The ball-bearing slide drawers are supplied with non-slip liners. Rear locking mechanism engages once the lid is closed for extra security. Hand tool storage slots situated on either side within the top compartment. Lined lower shelf is ideal for larger parts or tool storage. Fitted with a side handle, two fixed castors and two swivel castors with toe brakes to aid manoeuvrability around the workshop or garage.

Overall Size (W x D x H):	940 x 515 x 1050mm
Capacity:	320kg
Top & Bottom Tray:	80kg each
2 Small Drawers:	20kg each
3 Other Drawers:	40kg (Evenly Distributed)
Model No:	Colour:
C AP890M	Red
D AP890MHV	Green



E AP1200MW
Mobile Engine Repair Workbench

Sturdy steel construction with powder coated finish to prevent corrosion. Angled worktop to one drain point makes this ideal for working on engines, transmissions, gearboxes or hydraulic systems. All fluids drain into a removable polyethylene container. Features height-adjustable bottom shelf ideal for parts and tool storage, a lockable drawer and four swivel castors, two of which are locking.

Overall Size (W x D x H):	1200 x 640 x 872mm
Capacity:	250kg



F AP850MB
Heavy-Duty Mobile Tool & Parts Trolley with 4 Drawers & Lockable Top

Workshop trolley with an overall capacity of 260kg. Lined upper shelf features a perforated hand tool storage section on each side. Further hand tool storage slots situated externally on both sides of the trolley. Lined lower shelf is ideal for larger parts or tool storage. Four drawers with non-slip liners and ball-bearing slides feature a rear locking mechanism which engages once the lid is closed for extra security. Fitted with a side handle and four swivel castors, two with brakes.

Overall Size (W x D x H):	855 x 450 x 950mm
Capacity:	260kg

A

1.1m
Table Width300kg
Capacity

A AP1100M

2-Level Mobile Workbench

Sturdy steel construction workbench with a capacity of 300kg. Two shelves that allow unobstructed access. Fitted with two fixed castors, two locking castors and a heavy-duty handle.

Size Including Handle (W x D x H):	1180 x 700 x 830mm
Work Surface (W x D):	1100 x 700mm
Capacity:	300kg

C

1.39m
Table Width

C AP1520

Woodworking Bench

Made from birchwood with a varnished finish. Features tool well, shelf, tool drawer, front and end vices, four metal bench stops and four wooden board jacks.

Overall Size (W x D x H):	1520 x 620 x 850mm
Worktop:	1390 x 355mm
Tool Well:	1340 x 113mm
Drawer:	330 x 320 x 75mm
Vice (x2):	280mm Wide x 190mm Opening
Weight:	27kg

B

100kg
Capacity1m
Table Width

B FWB1000

Portable Folding Workbench

Powder coated steel foldable workbench with wooden work surface. Built-in storage bar for easy storage and access to tools. Folds and unfolds in seconds for quick set-up wherever required. Ergonomic composite handle and lightweight at only 14kg for ease of carrying. Worktop marked with 960mm measuring scale and 180° protractor. Supplied with slot-in cross bar for added stability.

Folded Size (W x D x H):	1000 x 600 x 100mm
Unfolded Size (W x D x H):	1000 x 600 x 745mm
Capacity:	100kg

D NEW

1.52m
Table Width

D AP1640

Woodworking Bench with 4 Drawers

Made from Rubber Wood. Features tool well, shelf, four tool drawers, front vice, four metal bench stops and four wooden board jacks. Supplied with four wooden pegs and four anvil pegs.

Overall Size (W x D x H):	1520mm x 620mm x 820mm
Worktop:	1520mm x 500mm
Tool Well:	1110 x 410mm
Drawer(x4):	460 x 390 x 80mm
Vice:	280mm Wide x 180mm Opening
Weight:	43kg

A

100kg Capacity 1.2m Table Width **Ball Bearing Drawer Slides**



A AP12160

Workbench with Drawer

Boltless design makes the unit easy to assemble, with minimal tools being required. One large drawer with ball-bearing slides, fitted with two handles. MDF Worktop measures 1210 x 605mm (W x D), and has a comfortable work height of 900mm. Fitted with anti-slip foot protectors.

Overall Size (W x D x H):	1210 x 605 x 900mm
Worktop Size (W x D):	1210 x 605mm
Capacity:	100kg (Evenly distributed)

B

Ball Bearing Drawer Slides
1.2m Table Width
100kg Capacity



B AP12600

Workstation with Drawers

Boltless designed frame makes the unit easy to assemble, with minimal tools being required. Pegboard rear panel with hooks for convenient tool storage. Two half drawers, with ball-bearing slides, full size shelf below MDF worktop and 230mm shelf above pegboard.

Size (W x D x H) Overall/Worktop:	1215 x 610 x 1500/900mm
Worktop Size (W x D):	1205 x 600mm
Capacity:	100kg (Evenly distributed)

C NEW

1000kg

1.8m Table Width



C APMS22

Heavy-Duty Steel Adjustable Workbench with Wooden Worktop

Manufactured from heavy gauge powder coated steel and is at the top end of our range with a weight capacity of 1000kg (evenly distributed). Adjustable leg extensions allow worktop height to range from 680-1030mm. Fitted with adjustable feet to ensure work surface is level, even if your floor is not. Durable 32mm thick solid wood worktop.

Size (W x D x H):	1830 x 610 x (680-1030)mm
-------------------	---------------------------

D NEW

1000kg

STAINLESS STEEL 1.8m Table Width



D APMS23

Heavy-Duty Steel Adjustable Workbench with Stainless Steel Worktop

Manufactured from heavy gauge powder coated steel and is at the top end of our range with a weight capacity of 1000kg (evenly distributed). Adjustable leg extensions allow worktop height to range from 680-1030mm. Fitted with adjustable feet to ensure work surface is level, even if your floor is not. Durable stainless steel worktop.

Size (W x D x H):	1830 x 610 x (680-1030)mm
-------------------	---------------------------

A

1.2m
Table Width1.53m
Table Width

A SEE BELOW

Steel Workbenches with Wooden Top

Fully painted steel frame with wooden worktop and shelf. No nuts and bolts, means no tools required to assemble. Workbench clips together in minutes. Available in two sizes.

Model No:	Capacity:	Size (W x D x H):
AP1210	100kg	1210 x 610 x 900mm
AP1535	200kg	1535 x 620 x 920mm

C

90kg
Capacity2m
Table Width

C AP3020

Steel Workbench with Drawer

Manufactured throughout in 3mm steel-plate for industrial durability and finished in red gloss to prevent corrosion. Supplied with single lockable drawer, which can be installed on the left or right of the workbench. Includes bottom shelf for additional storage.

Size (W x D x H):	Capacity:
2000 x 650 x 865mm	900kg

E



E AP3

3 Drawer Unit for AP10 & AP30 Series Benches

Optional unit for added drawer space on any of the AP10 and AP30 Series workbenches. Manufactured with steel-plate for industrial durability and finished in red gloss to prevent corrosion. Lockable drawers, which can be installed on the left or right of the workbench.

Overall Size (W x D x H):	400 x 575 x 535mm
Drawer Size (W x D x H):	340 x 525 x 120mm

B

B AP200

Adjustable-Height Mobile Workstation

Table is fully adjustable in height. Features four compartments, one large for main workpiece and three equal sized smaller sections for accessories. Rubber lining on the table helps prevent damage to the unit and workpiece. Suitable for use in workshops and warehouses. Supplied with four castor wheels.

Minimum Height:	890mm
Maximum Height:	1190mm
Table Size (W x D):	730 x 505mm
Capacity:	25kg

ADJUSTABLE
HEIGHT

D

1m
Table Width1.5m
Table Width2m
Table Width

D SEE BELOW

Steel Workbenches with 1 Drawer

Supplied with a single, lockable drawer. Manufactured throughout from steel-plate for industrial durability and finished in red gloss to prevent corrosion. Includes bottom shelf for additional storage.

Model No:	Capacity:	Size (W x D x H):
AP1010	600kg	1000 x 650 x 860mm
AP1015	1000kg	1500 x 650 x 860mm
AP1020	900kg	2000 x 650 x 860mm

F

1.8m
Table Width**HEAVY
DUTY**500kg
Capacity

F AP0618

Heavy-Duty Steel Workbench with 25mm MDF Top

Thick 25mm MDF worktop, used for adding extra rigidity and durability. Powder coated steel frame, for added corrosion resistance. Four adjustable feet for levelling on uneven ground. Some simple assembly required.

Size (W x D x H):	1800 x 600 x 910mm
Capacity:	500kg

A 2.1m Table Width **STAINLESS STEEL**



B-D 1.2m Table Width 1.5m Table Width 1.8m Table Width **STAINLESS STEEL**



A-D SEE BELOW

Stainless Steel Workbenches

Galvanized steel frame with a 430 grade stainless steel worktop. Features an adjustable bottom shelf for added storage space. Maximum capacity of 145kg on Model No's AP1248SS and AP1560SS, and 170kg on Model No's AP1872SS and AP2184SS. Adjustable feet for levelling the workbench when placed on an uneven surface. Some simple assembly required.

Model No:	Overall Size (W x D x H):	Bench Capacity:	Shelf Capacity:
A AP2184SS	2135 x 760 x 890mm	120kg	50kg
B AP1248SS	1220 x 760 x 890mm	100kg	45kg
C AP1560SS	1530 x 760 x 890mm	100kg	45kg
D AP1872SS	1830 x 760 x 890mm	120kg	50kg

E 1.5m Table Width



E API1500 Steel Industrial Workbench

For full details, see page 1037.



Table Size (W x D x H): 1500 x 750 x 850mm

F 1.37m Table Width **Ball Bearing Drawer Slides** **HEAVY DUTY**



250kg Capacity

F AP2030BB 5 Drawer Heavy-Duty Workbench

Powder coated steel panels with 40mm wood laminate top. Five drawers featuring ball-bearing slides for smooth operation. Open shelving for storage of larger items. Supplied flat-packed.

Table Size (W x D):	1372 x 508mm
Working Height:	865mm
Capacity:	250kg

G 1.37m Table Width **HEAVY DUTY**



250kg Capacity

G AP2010 Heavy-Duty Workbench with Cupboard

Powder coated steel panels with 40mm wood laminate top. Features lockable cupboard with 6-pin tumbler lock and two keys. Supplied flat-packed.

Table Size (W x D):	1372 x 508mm
Working Height:	865mm
Capacity:	250kg

A

1.2m
Table Width

Ball Bearing
Drawer Slides

2 Drawer



B

1.2m
Table Width

Ball Bearing
Drawer Slides

3 Drawer



A-B SEE BELOW

Workbenches

Heavy-duty powder coated metal frame with a 40mm MDF work surface. Two configurations available with a combination of lockable drawers and cupboards. Features adjustable feet to help stability when placed on an uneven surface. Supplied flat-packed with two keys.

Model No:	Overall Size (W x D x H):	Drawer (W x D x H):	Drawer Quantity:	Capacity:
A AP1372A	1200 x 600 x 865mm	415 x 415 x 160mm	2	300kg
B AP1372B	1200 x 600 x 865mm	415 x 415 x 160mm	3	300kg


C-F SEE BELOW

Workbenches


Heavy-duty powder coated metal frame with a 40mm MDF work surface. Storage splits into 3-sections with a choice of cupboards, drawers and an open space with adjustable shelving. All cabinet drawers fitted with ball-bearing slides. Fully lockable and features adjustable feet to help stability when placed on an uneven surface. Supplied flat-packed with two keys.

Overall Size (W x D x H):	1690 x 600 x 865mm		
Drawers (W x D x H):	415 x 415 x 160mm		
Capacity:	300kg		
Model No:	Drawers:	Cupboards:	Open Storage:
C AP1905A	2	2	2 Shelves
D AP1905B	3	1	1 Shelf
E AP1905C	3	2	n/a
F AP1905D	6	n/a	1 Shelf

D



Adjustable feet for stability.



Pegboard for additional storage.



Ball-Bearing slides for smooth operation.



Hard-wearing MDF worktop.

C

Ball Bearing
Drawer Slides



2 Drawer
1.69m
Table Width

D

Ball Bearing
Drawer Slides



3 Drawer
1.69m
Table Width

E

Ball Bearing
Drawer Slides




3 Drawer
1.69m
Table Width

F

Ball Bearing
Drawer Slides



6 Drawer
1.69m
Table Width



A-C SEE BELOW

Floor Cabinets

Featuring two doors, shelves and base storage. Added security provided by cylinder lock, supplied with two keys. All steel construction, stabilized by an inner cross member. Supplied flat-packed - simple assembly required.

Model No:	Overall Size (W x D x H):	Shelves:
A SC01	900 x 400 x 1800mm	4
B SC02	915 x 460 x 1830mm	4 + Hanging Rail
C SC03	915 x 460 x 1060mm	2



American PRO **2 YEAR GUARANTEE*** **TOOLS NOT INCLUDED**

D-E SEE BELOW

Wall Mounting Tool Cabinets

Manufactured from heavy gauge steel with enamelled powder coated finish and two piano hinged lockable doors. Inside are assorted hooks and full width slide drawer(s).

Model No:	External Dimensions (W x D x H):	Drawer Dimensions (W x D x H):
D APW615	615 x 195 x 900mm	(x1) 510 x 150 x 45mm
E APW750	750 x 225 x 890mm	(x2) 625 x 165 x 50mm



F GSC110385
4-Shelf Extra-Wide Galvanized Steel Floor Cabinet

Floor standing galvanized steel cabinet with lockable double doors. Fitted with four adjustable shelves and base storage. Supplied with four keys. Ideal for factory, workshop or home use. Features two rear wiring grommets allowing power tool batteries and other devices to be charged whilst in storage. Floor cabinet is supplied flat-packed and will need some simple assembly.

Overall Size (W x D x H):	1100 x 410 x 1830mm
Shelf Size (W x D x H):	1090 x 365 x 25mm
Shelves:	4

A-C SEE BELOW

Lockers

A range of lockers suitable for a variety of commercial applications. Model No's SL1D and SL2D feature a hanging bar and small vanity mirror for each locker. SL1D also has single shelf. Doors on all models are ventilated and fitted with cylinder locks. Supplied flat-packed.

Model No:	Doors:	Size (W x D x H):
A SL1D	1	380 x 450 x 1850mm
B SL2D	2	380 x 450 x 1850mm
C SL4D	4	380 x 450 x 1850mm



D-E

1 Shelf



(Model No. FSC04 & FSC04ST illustrated).



F-G

D-E SEE BELOW

Hazardous Substance Cabinets

Sturdy metal construction with yellow powder coat. Supplied with a pack of appropriate warning labels. Single door, fitted with 2-point key lock and supplied with two keys. Features an adjustable, lipped shelf and liquid-tight base to retain spills. Smaller compact design for limited space. Illustrated with optional floor stand, for Model No's see **F** and **G**.

Model No:	Shelves:	Size (W x D x H):
D FSC06	1	350 x 300 x 705mm
E FSC04	1	460 x 460 x 900mm



J

3 Shelves



F-G SEE BELOW

Floor Stands for FSC06 & FSC04

Optional sturdy metal support stands.

Model No:	Size (W x D x H):
F FSC06ST	350 x 300 x 580mm
G FSC04ST	460 x 460 x 580mm



H FSC05

Hazardous Substance Cabinet

Sturdy metal construction with yellow powder coat. Supplied with a pack of appropriate warning labels. Two doors, fitted with 2-point key lock and supplied with two keys. Features an adjustable, lipped shelf and liquid-tight base to retain spills. Illustrated with optional floor stand, Model No. FSC05ST.

Size (W x D x H):	900 x 460 x 900mm
Shelves:	1

I FSC05ST

Floor Stand for FSC05

Sturdy metal stand to support Model No. FSC05.

Size (W x D x H):	900 x 460 x 445mm
-------------------	-------------------

J FSC03

Hazardous Substance Cabinet

Sturdy metal construction with yellow powder coat. Supplied with a pack of appropriate warning labels. Two door, fitted with 2-point key lock and supplied with two keys. Features three adjustable, lipped shelves and liquid-tight base to retain spills. 155mm Raised, leak-proof door sill.

Size (W x D x H):	900 x 460 x 1800mm
Shelves:	3



A-D SEE BELOW
Flammables Storage Cabinets

Sturdy metal construction with a yellow powder coated finish. Fitted with a 3-point key lock with recessed handle, supplied with two keys. Cabinets feature an adjustable lipped shelf and a liquid-tight base to retain spills. Also benefits from two 2" BSP ventilation ports with caps that are equipped with a magnetic backing for convenient storage near the ports. Four adjustable feet allow for the cabinets to be set level on uneven ground. For the safe storage of flammables, acids, pesticides, paint and ink. Supplied with a pack of appropriate warning labels.

	A	B	C	D
Model No:	FSC07	FSC08	FSC09	FSC10
Size (W x D x H):	585 x 455 x 890mm	585 x 460 x 1120mm	1095 x 460 x 1120mm	1095 x 460 x 1655mm
Shelves:	1	1	1	2



Features two 2" BSP ventilation ports with caps that are equipped with a magnetic backing.



E FSC11S
Stand for FSC09 & FSC10
Sturdy metal stand for use with Model No's FSC09 and FSC10. Allows for the cabinet to be raised from floor level. Design allows for stand to be used and moved easily with a pallet truck or forklift.

Overall Size (W x D x H): 1145 x 485 x 140mm



F FSC11T
Trolley for FSC09 & FSC10
Optional trolley for use with Model No's FSC09 and FSC10. Trolley allows cabinets to be moved around the workplace with ease, allowing for items to be on-hand as and when required. Features two lockable castor wheels.

Overall Size (W x D x H): 1270 x 470 x 1045mm



G AP95
Airbag Cabinet
Mandatory safe storage for airbag and seat belt pre-tensioner charges. This cabinet is made from 2mm thick sheet steel and is fitted with a quality slam type lock. Keeps charges safe from theft or tampering. Can be wall mounted.

Size (W x D x H): 457 x 307 x 614mm

A NEW



B NEW



C NEW



3 Shelves



A-C SEE RIGHT

Substance Cabinets

Sturdy metal construction cabinets. Supplied with a pack of appropriate warning labels. Two doors, fitted with 2-point key lock and supplied with two keys. Features three adjustable, lipped shelves and liquid-tight base to retain spills. 155mm Raised, leakproof door sill.

	A	B	C
Model No:	FSC12	FSC13	FSC14
Suitable for:	COSHH	Acid/Alkali	Pesticide/Agrochemical
Size (W x D x H):	900 x 460 x 1800mm	900 x 460 x 1800mm	900 x 460 x 1800mm
Shelves:	3	3	3
Colour:	Grey	White	Red

D NEW



E NEW



F NEW



1 Shelf



D-F SEE RIGHT

Substance Cabinets

Sturdy metal construction cabinets. Supplied with a pack of appropriate warning labels. Two doors, fitted with 2-point key lock and supplied with two keys. Features an adjustable, lipped shelf and liquid-tight base to retain spills.

	D	E	F
Model No:	FSC15	FSC16	FSC17
Suitable for:	COSHH	Acid/Alkali	Pesticide/Agrochemical
Size (W x D x H):	900 x 460 x 900mm	900 x 460 x 900mm	900 x 460 x 900mm
Shelves:	1	1	1
Colour:	Grey	White	Red
Optional Floor Stand:	FSC15ST (see G)	FSC16ST (see H)	FSC17ST (see I)

G NEW



G FSC15ST Floor Stand for FSC15

Sturdy metal stand to support Model No. FSC15.

Overall Size (W x D x H): 920 x 465 x 575mm

H NEW



H FSC16ST Floor Stand for FSC16

Sturdy metal stand to support Model No. FSC16.

Overall Size (W x D x H): 920 x 465 x 575mm

I NEW



I FSC17ST Floor Stand for FSC17

Sturdy metal stand to support Model No. FSC17.

Overall Size (W x D x H): 920 x 465 x 575mm

NEW WORKSHOP DESIGNER



Design your dream workshop with our modular storage ranges

Construct your ideal workshop from our collection of storage cabinets. The modular design means our systems are truly customisable; whilst the choice of units available provides you with the perfect storage solution, no matter what size or style you are after. Each range allows you to purchase a simple base unit or create a complete storage system.

The Workshop Designer

Using our handy design tool, you can bring your workspace to life by creating the perfect combination of drawers, cabinets and back panels. The Superline Pro® and Premier™ ranges can be customised further by adding your choice of traditional pressed wood or contemporary stainless steel worktops.

www.sealey.co.uk/workshop-designer-intro

Step 1.


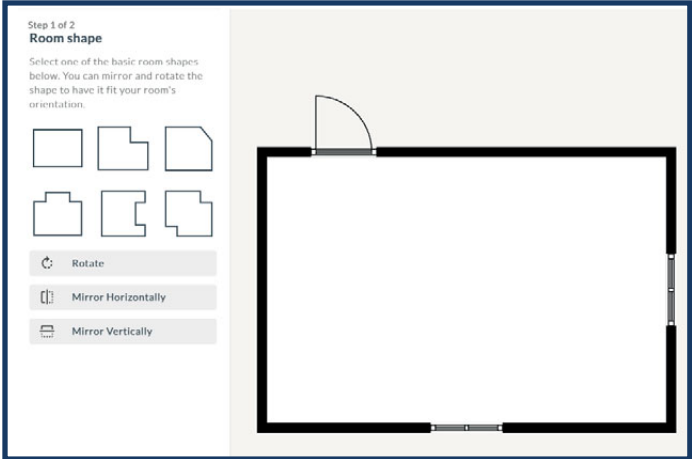
Select your basic room shape to get started, then specify room dimensions on the next screen. Move windows and doors into the correct position.

Step 2.

Choose which storage range you want to kit out your workshop with, then drag and drop the relevant units into the designer tool.

Step 3.

Review your design in 3D view, then once you're happy with the final design, save and finish to generate an itemised quote.





A-F SEE BELOW

Modular Cabinets

Modular storage system ideal for any garage or workshop. Can be easily adjusted and upgraded to suit specific needs. Purchase a simple base cabinet or create a custom storage system.

Model No:	Description:	Width:	Depth:	Height:
A APMS81	2 Door Cabinet with Worktop	665mm	460mm	820mm
B APMS82	3 Drawer Cabinet with Worktop	665mm	460mm	820mm
C APMS83	2 Door Full Height Cabinet	665mm	460mm	1870mm
D APMS84	4 Drawer Cabinet with Worktop	665mm	460mm	820mm
E APMS85	2 Door Wall Cabinet	665mm	305mm	360mm
F APMS80BP	Back Panel	665mm	10mm	685mm

- ✓ Ball-bearing drawer slides throughout.
- ✓ Base cabinets are supplied with a worktop as standard.
- ✓ Floor cabinets feature adjustable shelves.
- ✓ Each unit is supplied with a lock and two keys.
- ✓ Two door floor and wall cabinets feature perforated pegboard panels on the inside of the doors.
- ✓ Supplied flat-packed and will require some simple assembly.

A-F

**2 YEAR
GUARANTEE***

**Ball
bearing
Drawer Slides**



For all units pictured above, order Model No. **APMS80COMBO1** - 3.3m Storage System



A Modular 2 Door Cabinet with Worktop (x1)

- Supplied with an adjustable shelf, worktop and perforated pegboards in each door.
- Features adjustable feet for levelling on uneven floors.
- Model No. APMS81

B Modular 3 Drawer Cabinet with Worktop (x1)

- Three drawers fitted with ball-bearing slides.
- Features adjustable feet for levelling on uneven floors.
- Model No. APMS82

C Modular 2 Door Full Height Cabinet (x2)

- Full height double door floor cabinet.
- Features adjustable feet for levelling on uneven floors.
- Three adjustable shelves and perforated pegboards in each door.
- Model No. APMS83

D Modular 4 Drawer Cabinet with Worktop (x1)

- Four drawers fitted with ball-bearing slides.
- Features adjustable feet for levelling on uneven floors.
- Supplied with worktop and a lock with two keys.
- Model No. APMS84

E Modular 2 Door Wall Cabinet (x3)

- Supplied with masonry fixings allowing the cabinet to be fixed securely to a wall.
- Features perforated pegboards on the inside of each door, ideal for tool storage.
- Model No. APMS85

F Modular Back Panel (x3)

- Features hanging holes to suit our range of TTS clips for quick and easy access to your workshop tools, see page 1053 for details.
- Supplied with four masonry fixings allowing the panel to be mounted to a wall.
- Model No. APMS80BP



A-F SEE BELOW

Modular Cabinets

Modular storage system ideal for any garage or workshop. Can be easily adjusted and upgraded to suit specific needs. Purchase a simple base cabinet or create a custom storage system.

Standard features include:

- ✓ Ball-bearing drawer slides throughout.
- ✓ Base cabinets are supplied with a worktop as standard.
- ✓ Floor cabinets feature adjustable shelves.
- ✓ Each unit is supplied with a lock and two keys.
- ✓ Two door floor and wall cabinets feature perforated pegboard panels on the inside of the doors.
- ✓ Supplied flat-packed and will require some simple assembly.

A APMS81

665mm Modular 2 Door Cabinet with Worktop

Overall Size (W x D x H): 665 x 460 x 820mm

B APMS82

665mm Modular 3 Drawer Cabinet with Worktop

Specification (W x D x H):

Overall Size: 665 x 460 x 820mm

X-Large Drawer (x3): 570 x 370 x 215mm

C APMS83

665mm Modular 2 Door Full Height Cabinet

Overall Size (W x D x H): 665 x 460 x 1870mm

D APMS84

665mm Modular 4 Drawer Cabinet with Worktop

Specification (W x D x H):

Overall Size: 665 x 460 x 820mm

Large Drawer (x2): 570 x 370 x 100mm

X-Large Drawer (x2): 570 x 370 x 215mm

E APMS85

665mm Modular 2 Door Wall Cabinet

Overall Size (W x D x H): 665 x 305 x 360mm

F APMS80BP

665mm Modular Back Panel

Overall Size (W x D x H): 665 x 10 x 685mm

A



B

**Ball-bearing
Drawer Slides**



C




D

**Ball-bearing
Drawer Slides**



F





Standard Features Include:

- ✓ Ball-bearing drawer slides throughout.
- ✓ Base cabinets are supplied with a worktop as standard.
- ✓ Floor cabinets feature adjustable shelves.

- ✓ Each unit is supplied with a lock and two keys.
- ✓ Supplied flat-packed and will require some simple assembly.
- ✓ Two door floor and wall cabinets feature perforated pegboard panels on the inside of the doors.

A APMS80COMB02
2.6m Modular Workstation Package

Package Contents:

- 1** Modular 2 Door Full Height Cabinet (x2)
• Model No. APMS83
- 2** Modular 2 Door Wall Cabinet (x2)
• Model No. APMS85
- 3** Modular 3 Drawer Cabinet with Worktop (x1)
• Model No. APMS82
- 4** Modular 4 Drawer Cabinet with Worktop (x1)
• Model No. APMS84
- 5** Modular Back Panel (x2)
• Model No. APMS80BP

SEE PREVIOUS PAGE FOR MORE INFORMATION ON INDIVIDUAL CABINETS.



2 YEAR
GUARANTEE*



B APMS80COMB03
2m Modular Workstation Package

Package Contents:

- 1** Modular 2 Door Full Height Cabinet (x1)
• Model No. APMS83
- 2** Modular 2 Door Wall Cabinet (x2)
• Model No. APMS85
- 3** Modular 2 Door Cabinet with Worktop (x1)
• Model No. APMS81
- 4** Modular 4 Drawer Cabinet with Worktop (x1)
• Model No. APMS84
- 5** Modular Back Panel (x2)
• Model No. APMS80BP

SEE PREVIOUS PAGE FOR MORE INFORMATION ON INDIVIDUAL CABINETS.





- ✓ Hinged flat-packed design makes these storage systems quick and easy to assemble.
- ✓ Base units fitted with stylish black MDF worktops and adjustable feet.
- ✓ Fitted with ball-bearing drawer runners and magnetic door latches.
- ✓ Pegboard design backing panels for additional storage.
- ✓ Extra units available to extend the storage system if required.
- ✓ Some simple assembly required.

A APMS2HFP
Modular Base & Wall Cabinet

Specification (W x D x H):
Overall Size: 775 x 460 x 2080mm

B APMS2HFDP
Modular Base & Wall Cabinet with Drawer

Specification (W x D x H):
Overall Size: 775 x 460 x 2080mm
Inner Drawer Dimensions:
670 x 398 x 122mm

C APMS2HFPS
Modular Dual Stacking Cabinets

Specification (W x D x H):
Overall Size: 775 x 460 x 2080mm



5 YEAR
GUARANTEE*



Hinged flat-packed design makes these storage systems quick and easy to assemble.



D APMS10HFP
10pc Garage Storage System

Can be freestanding or fixed to the wall. All 10 units supplied on a single pallet.

Specification (W x D x H):
Overall Size: 3100 x 460 x 2080mm
Inner Drawer Dimensions:
670 x 398 x 122mm





Standard Features Include:

- ✓ Modular design to enable easy upgrading.
- ✓ Tough and durable construction with a hammered metal finish on the doors and drawers.
- ✓ Aluminium handles and drawer pulls.
- ✓ Ball-bearing slides on drawers throughout.
- ✓ Choice of worktop - pressed wood or stainless steel.

- ✓ Gas struts on wall cabinet doors. Simple single/double door or tambour fronted wall cabinets.
- ✓ Floor cabinets feature adjustable shelves.
- ✓ Each unit supplied with a lock and two keys (except Model No's APMS53 and APMS54).




A - AB SEE PAGES 1010 to 1014

Modular Storage System

Modular storage system ideal for any garage/workshop. Durable construction that will last for years. Easily adjusts to specific needs. Purchase a simple base cabinet or create a full workshop storage system. All pieces are fully welded except Model No's APMS55 and APMS56 Floor Cabinets which require simple assembly.

K Full Height Floor Cabinet	M Wall Cabinet with Tambour Front	J Sink Unit	P 2 Door Wall Cabinet	W & N Wall Cabinets	L Full Height 2 Door Floor Cabinet
<ul style="list-style-type: none"> • Four fully adjustable shelves. • High quality lock with two keys. • Supplied flat-packed for ease of transportation and requires some self-assembly. • Model No. APMS55 	<ul style="list-style-type: none"> • Tambour style front for easy-access. • Aluminium handle. • Model No. APMS54 	<ul style="list-style-type: none"> • Includes a brushed aluminium mono block mixer tap and matching soap dispenser. • Model No. APMS67 	<ul style="list-style-type: none"> • Double door cabinet for easy-access. • High quality lock with two keys. • Aluminium handles. • Model No. APMS65 	<ul style="list-style-type: none"> • Lift-up door supported by gas struts. • Aluminium handle. • Model No's APMS68 & APMS53 	<ul style="list-style-type: none"> • Four fully adjustable shelves. • High quality lock with two keys. • Supplied flat-packed for ease of transportation and requires some self-assembly. • Model no. APMS56




B 5 Drawer Cabinet	G 5 Drawer Mobile Cabinet	E Reel Cabinet	D 2 Door Floor Cabinet	I 7 Drawer Floor Cabinet	A 4 Drawer Cabinet	H Mobile Workshop Trolley	C 7 Drawer Cabinet	F Multifunction Cabinet
<ul style="list-style-type: none"> • 5 Drawers fitted with ball-bearing slides. • Aluminium drawer pulls. • High quality lock with two keys. • Model No. APMS59 	<ul style="list-style-type: none"> • 5 Drawers fitted with ball-bearing slides. • Four swivel castors with brake. • Aluminium handles. • High quality lock with two keys. • Model No. APMS58 	<ul style="list-style-type: none"> • Solid reel cabinet for the convenient and tidy use of cable reels and air hose reels. • Aluminium handles. • Model No. APMS63 	<ul style="list-style-type: none"> • Supplied with an adjustable shelf. • Aluminium handles. • High quality lock with two keys. • Model No. APMS52 	<ul style="list-style-type: none"> • 7 Drawers fitted with ball-bearing slides. • Single door cupboard. • Aluminium drawer pulls. • High quality lock with two keys. • Model No. APMS64 	<ul style="list-style-type: none"> • 4 Drawers fitted with ball-bearing slides. • Aluminium drawer pulls. • High quality lock with two keys. • Model No. APMS51 	<ul style="list-style-type: none"> • Mobile 3-tiered trolley, top tier supplied with non-slip liner. • Matching faux front. • Aluminium handles. • Four swivel castors with one brake. • Model No. APMS66 	<ul style="list-style-type: none"> • 7 Drawers fitted with ball-bearing slides. • Aluminium drawer pulls. • High quality lock with two keys. • Model No. APMS62 	<ul style="list-style-type: none"> • Solid multifunction modular cabinet, includes rubbish bin, paper roll holder and a deep drawer. • Aluminium handles. • Model No. APMS57

Model No:	Description:	Page No:	Width:	Depth:	Height:
A APMS51	4 Drawer Floor Cabinet	1011	680mm	460mm	910mm
B APMS59	5 Drawer Floor Cabinet	1011	680mm	460mm	910mm
C APMS62	7 Drawer Floor Cabinet	1011	680mm	460mm	910mm
D APMS52	2 Door Floor Cabinet	1011	680mm	460mm	910mm
E APMS63	Reel Cabinet	1011	680mm	460mm	910mm
F APMS57	Multifunction Cabinet	1011	680mm	460mm	910mm
G APMS58	5 Drawer Mobile Cabinet	1011	650mm	460mm	860mm
H APMS66	Mobile Workshop Trolley	1011	646mm	460mm	866mm
I APMS64	7 Drawer Floor Cabinet	1012	1360mm	460mm	910mm
J APMS67	Sink Unit	1012	680mm	460mm	950mm
K APMS55	1 Door Full Height Floor Cabinet	1012	600mm	460mm	2000mm
L APMS56	2 Door Full Height Floor Cabinet	1012	915mm	460mm	2000mm
M APMS54	Wall Cabinet Tambour Front	1013	680mm	280mm	350mm
N APMS53	Wall Cabinet	1013	680mm	280mm	350mm
O APMS61	Corner Wall Unit	1013	865mm	865mm	350mm
P APMS65	2 Door Wall Cabinet	1013	680mm	280mm	350mm
S APMS60	Corner Floor Cabinet	1013	865mm	865mm	910mm
W APMS68	Wall Cabinet	1014	1360mm	280mm	350mm
AA APMS50BP	615mm Back Panel	1014	615mm	25mm	1050mm
AB APMS60BP	800mm Back Panel	1014	800mm	25mm	1050mm



CHOOSE YOUR FINISH



Complement your cabinets with either stainless steel or pressed wood worktops, see page 1013 for details.


A APMS51
680mm Modular 4 Drawer Floor Cabinet

Four drawers fitted with ball-bearing slides, aluminium drawer pulls and high quality lock with two keys.

Overall Size (W x D x H):	680 x 460 x 910mm
Small Drawer (x1):	565 x 400 x 60mm
Large Drawer (x1):	565 x 400 x 135mm
X-Large Drawer (x2):	565 x 400 x 225mm


B APMS59
680mm Modular 5 Drawer Floor Cabinet

Five drawers fitted with ball-bearing slides, aluminium drawer pulls and high quality lock with two keys.

Overall Size (W x D x H):	680 x 460 x 910mm
Small Drawer (x1):	565 x 400 x 60mm
Large Drawer (x4):	565 x 400 x 135mm


C APMS62
680mm Modular 7 Drawer Floor Cabinet

Seven drawers fitted with ball-bearing slides, aluminium drawer pulls and high quality lock with two keys.

Overall Size (W x D x H):	680 x 460 x 910mm
Medium Drawer (x5):	565 x 400 x 70mm
Large Drawer (x2):	565 x 400 x 150mm


D APMS52
680mm Modular 2 Door Floor Cabinet

Supplied with an adjustable shelf, aluminium handles and high quality lock with two keys.

Overall Size (W x D x H):	680 x 460 x 910mm
----------------------------------	-------------------

G APMS58
650mm Modular 5 Drawer Mobile Cabinet

Five drawer mobile cabinet, fitted with ball-bearing slides, four swivel castors with one brake, aluminium handles and high quality lock with two keys.

Overall Size (W x D x H):	650 x 460 x 860mm
Small Drawer (x2):	565 x 400 x 60mm
Large Drawer (x3):	565 x 400 x 135mm

H APMS66
Modular Mobile Workshop Trolley

Use as part of a complete garage storage system or as an individual unit. Mobile 3-tiered trolley with faux front fits in well with the garage storage system. Ideal for regularly used workshop items like body repair kits, power tools and other vehicle components used in dismantling. The top tier is supplied with a non-slip liner. Four swivel castors with one brake. Aluminium handles. Supplied flat-packed and requires some self-assembly.

Overall Size (W x D x H):	646 x 460 x 866mm
----------------------------------	-------------------


E APMS63
680mm Modular Reel Cabinet

Solid reel cabinet for convenient and tidy use of cable reels and air hose reels, with aluminium handles. Suitable for use with Sealey Air Reel SA895 and Cable Reels CRM101 and CRM151.

Overall Size (W x D x H):	680 x 460 x 910mm
Small Drawer (x2):	565 x 400 x 60mm
Large Drawer (x1):	565 x 400 x 135mm


F APMS57
680mm Modular Multifunction Cabinet

Solid multifunction modular cabinet includes rubbish bin, paper roll holder and a deep drawer with aluminium handles.

Overall Size (W x D x H):	680 x 460 x 910mm
----------------------------------	-------------------





Ball Bearing
Drawer Slides

!
75+ KG
HEAVY ITEM


I APMS64
1360mm Modular 7 Drawer Floor Cabinet

Seven drawers fitted with ball-bearing slides, aluminium drawer pulls and high quality lock with two keys. All drawers come with protective drawer liners.

Overall Size (W x D x H):	1360 x 460 x 910mm
Small Drawer (x5):	800 x 400 x 55mm
Medium Drawer (x1):	800 x 400 x 135mm
Large Drawer (x1):	1250 x 400 x 85mm
Cupboard:	510 x 620 x 420mm



J NEW



J APMS67
680mm Modular Sink Unit

Use as part of a complete garage storage system or as an individual unit. This modular sink unit fits well within the garage storage system. The unit includes a brushed aluminium mono block mixer tap, matching soap dispenser with a large basin and basket strainer waste catcher. Supplied with flexible hot and cold water tap connectors and service valves plus a waste trap. Lockable cabinet with high quality lock and two keys. Large space underneath to allow for extra storage. Unit is supplied fully assembled; tap, soap dispenser and any connection to mains water will need to be completed by a competent person.

Overall Size (W x D x H):	680 x 460 x 950mm
Cupboard:	680 x 430 x 600mm
Basin:	630 x 350 x 203mm
Tap Height:	360mm



!
75+ KG
HEAVY ITEM

K APMS55
600mm Modular Full Height Floor Cabinet


Full height single door floor cabinet. Four fully adjustable shelves and high quality lock with two keys. Supplied flat-packed for ease of transportation and requires some self-assembly.

Overall Size (W x D x H):	600 x 460 x 2000mm
----------------------------------	--------------------

L APMS56
915mm Modular Full Height Floor Cabinet

Full height double door floor cabinet. Four fully adjustable shelves and high quality lock with two keys. Supplied flat-packed for ease of transportation and requires some self-assembly.

Overall Size (W x D x H):	915 x 460 x 2000mm
----------------------------------	--------------------



**5 YEAR
GUARANTEE***

5 Year guarantee on all Superline PRO® modular storage units.

M



M APMS54
680mm Modular Wall Cabinet
Tambour Front

Tambour style front for easy-access.

Overall Size (W x D x H): 680 x 280 x 350mm

P



P APMS65
680mm Modular 2 Door Wall Cabinet

Double door cabinet for easy-access with aluminium handles and high quality lock supplied with two keys.

Overall Size (W x D x H): 680 x 280 x 350mm

N



N APMS53
680mm Modular Wall Cabinet

Lift-up door is supported by gas struts. Aluminium handle.

Overall Size (W x D x H): 680 x 280 x 350mm

O



O APMS61
865mm Modular Corner Wall Cabinet

Supplied with the appropriate fixings to make integral self supporting unit, or use in conjunction with Model No's APMS60BP (x2), APMS50UCS (x2) and APMS50UCD (x2) to link to APMS60 and create a full corner system. Lift-up door is supported by gas struts and has aluminium handle.

Overall Size (W x D x H): 865 x 865 x 350mm

Q



R



Q-R SEE BELOW
Pressed Wood or Stainless Steel
Worktops for Modular Corner Cabinet

Pressed wood or stainless steel worktops for use with Model No. APMS60 Corner Cabinet.

	Q	R
Model No:	APMS60PW	APMS60SS
Overall Size (W x D x H):	865 x 865 x 36mm	865 x 865 x 38mm
Material:	Pressed Wood	Stainless Steel

S



Worktop not included.

Adjustable Shelf

S APMS60
865mm Modular Corner Floor Cabinet


Features one adjustable shelf, aluminium handle and high quality lock with two keys. Supplied flat-packed for ease of transportation and requires some self-assembly.

Overall Size (W x D x H): 865 x 865 x 910mm

T



U



T-U SEE TABLE
Pressed Wood or Stainless Steel Worktops

Base units are supplied without worktops allowing you to choose from either pressed wood or stainless steel. Available in 680mm, 1360mm or 2040mm widths to suit your needs. All cabinet pictures show units with stainless steel tops fitted.

Model No:	Material:	Width:
T APMS50WA	Pressed Wood	680mm
T APMS50WB	Pressed Wood	1360mm
T APMS50WC	Pressed Wood	2040mm
U APMS50SSA	Stainless Steel	680mm
U APMS50SSB	Stainless Steel	1360mm
U APMS50SSC	Stainless Steel	2040mm

V NEW




V APMS69

680mm Modular Power Tool Rack

Tough and durable rack specifically designed for the storage of power tools. Five open fronted bays make the power tools easily accessible. Fully welded with a hammered metal finish. Specifically designed to fit APMS wall cabinets and storage systems. Suitable for use with APMS53 and APMS65. Minimal assembly required.

Overall Size (W x D x H): 680 x 281 x 152mm

X NEW



X APMS70

Modular Shelf

Tough and durable easy fit shelf with hammered metal finish. Ideal for storing small components and keeping work areas clean and tidy. Suitable to fit on the back panel of the APMS wall cabinets and storage systems. To be used specifically with APMS50BP or APMS60BP back panels. Minimal assembly required.

Overall Size (W x D x H): 602 x 281 x 178mm

W NEW



W APMS68

1360mm Modular Wall Cabinet

Use as part of a complete garage storage system or as an individual storage unit. Lift-up door is supported by gas struts. Aluminium handle.

Overall Size (W x D x H): 1360 x 280 x 350mm

Y

Z



Y-Z SEE BELOW

Modular System Upright Connectors

Supports/connects wall cabinets and Model No's APMS50BP and APMS60BP Back Panels.


Model No:	Type:	Overall Size (W x D x H):
Y APMS50UCS	Single	32.5 x 30 x 1420mm
Z APMS50UCD	Double	65 x 30 x 1420mm

5 YEAR GUARANTEE*

5 Year guarantee on all Superline PRO® modular storage units.

AA

AB



AA-AB SEE BELOW

Modular Back Panels

Back panels to connect wall cabinets to base cabinets in the APMS50 Series. Must be used in conjunction with either Model No. APMS50UCS or APMS50UCD Upright Connectors. Features hanging holes for quick and easy-access to workshop tools.

	AA	AB
Model No:	APMS50BP	APMS60BP
Overall Size (W x D x H):	615 x 25 x 1050mm	800 x 25 x 1050mm
Hole Dimensions:	12.7 x 12.7mm	12.7 x 12.7mm
Hole Distance:	45mm	45mm



See pages 1011 to 1014 for more information on individual cabinets.

A-B SEE BELOW

2m Modular Workstation Packages:

		A	B		
Model No:	APMSSTACK02W		APMSSTACK02SS		
Worktop Material:	Pressed Wood		Stainless Steel		
Model No:	Description:	Width:	Depth:	Height:	
1 APMS53	Wall Cabinet	680mm	280mm	350mm	
2 APMS59	5 Drawer Cabinet	680mm	460mm	910mm	
3 APMS52	2 Door Floor Cabinet	680mm	460mm	910mm	
4 APMS55	Floor Cabinet Full Height	600mm	460mm	2000mm	
5 APMS50BP	Back Panel	615mm	25mm	1050mm	
6 APMS50UCD	Upright Connector Double	65mm	30mm	1420mm	
7 APMS50UCS	Upright Connector Single	32.5mm	30mm	1420mm	

Package Contents:

2 x APMS53, 1 x APMS59, 1 x APMS52, 1 x APMS55, 2 x APMS50BP, 1 x APMS50UCD, 2 x APMS50UCS, 1 x APMS50WB (Pressed Wood Worktop) or 1 x APMS50SSB (Stainless Steel Worktop)

A-B



C-D



Package Contents:

1 x APMS55, 2 x APMS53, 1 x APMS64, 2 x APMS50BP, 1 x APMS50UCD, 2 x APMS50UCS, 1 x APMS50WB (Pressed Wood Worktop) or 1 x APMS50SSB (Stainless Steel Worktop)

C-D SEE BELOW

1.96m Modular Workstation Packages:

		C	D		
Model No:	APMSSTACK09W		APMSSTACK09SS		
Worktop Material:	Pressed Wood		Stainless Steel		
Model No:	Description:	Width:	Depth:	Height:	
1 APMS55	Floor Cabinet Full Height	600mm	460mm	2000mm	
2 APMS53	Wall Cabinet	680mm	280mm	350mm	
3 APMS64	7 Drawer Floor Cabinet	1360mm	460mm	910mm	
4 APMS50BP	Back Panel	615mm	25mm	1050mm	
5 APMS50UCD	Upright Connector Double	65mm	30mm	1420mm	
6 APMS50UCS	Upright Connector Single	32.5mm	30mm	1420mm	

E-F



Package Contents:

1 x APMS55, 2 x APMS65, 1 x APMS64, 2 x APMS50BP, 1 x APMS50UCD, 2 x APMS50UCS, 1 x APMS50WB (Pressed Wood Worktop) or 1 x APMS50SSB (Stainless Steel Worktop)

E-F SEE BELOW

1.96m Modular Workstation Packages:

		E	F		
Model No:	APMSSTACK10W		APMSSTACK10SS		
Worktop Material:	Pressed Wood		Stainless Steel		
Model No:	Description:	Width:	Depth:	Height:	
1 APMS55	Floor Cabinet Full Height	600mm	460mm	2000mm	
2 APMS65	2 Door Wall Cabinet	680mm	280mm	350mm	
3 APMS64	7 Drawer Floor Cabinet	1360mm	460mm	910mm	
4 APMS50BP	Back Panel	615mm	25mm	1050mm	
5 APMS50UCD	Upright Connector Double	65mm	30mm	1420mm	
6 APMS50UCS	Upright Connector Single	32.5mm	30mm	1420mm	



The Superline PRO® Modular storage system is ideal for any garage or workshop. Durable construction that will last for years. Easily adjusts to specific needs. Purchase a simple base cabinet or create a full workshop storage system.



5 Year guarantee on all Superline PRO® modular storage units.



A-B SEE BELOW

2m Modular Workstation Packages:

Model No:	APMSSTACK07W	APMSSTACK07SS		
Worktop Material:	Pressed Wood	Stainless Steel		
Model No:	Description:	Width:	Depth:	Height:
1 APMS51	4 Drawer Cabinet	680mm	460mm	910mm
2 APMS54	Wall Cabinet Tambour Front	680mm	280mm	350mm
3 APMS52	2 Door Floor Cabinet	680mm	460mm	910mm
4 APMS53	Wall Cabinet	680mm	280mm	350mm
5 APMS62	7 Drawer Cabinet	680mm	460mm	910mm
6 APMS50BP	Back Panel	615mm	25mm	1050mm
7 APMS50UCD	Upright Connector Double	65mm	30mm	1420mm
8 APMS50UCS	Upright Connector Single	32.5mm	30mm	1420mm



See pages 1011 to 1014 for more information on individual cabinets.

Package Contents:

APMS51, APMS54, APMS52, APMS53 (x2), APMS62, APMS50BP (x3), APMS50UCD (x2), APMS50UCS (x2), APMS50WC (Pressed Wood Worktop) or APMS50SSC (Stainless Steel Worktop)

C-D SEE BELOW

2m Modular Workstation Packages:

Model No:	APMSSTACK11W	APMSSTACK11SS		
Worktop Material:	Pressed Wood	Stainless Steel		
Model No:	Description:	Width:	Depth:	Height:
1 APMS64	7 Drawer Floor Cabinet	1360mm	460mm	910mm
2 APMS54	Wall Cabinet Tambour Front	680mm	280mm	350mm
3 APMS52	2 Door Floor Cabinet	680mm	460mm	910mm
4 APMS65	2 Door Wall Cabinet	680mm	280mm	350mm
5 APMS50BP	Back Panel	615mm	25mm	1050mm
6 APMS50UCD	Upright Connector Double	65mm	30mm	1420mm
7 APMS50UCS	Upright Connector Single	32.5mm	30mm	1420mm




See pages 1011 to 1014 for more information on individual cabinets.

Package Contents:

APMS64, APMS65 (x2), APMS54, APMS52, APMS50BP (x3), APMS50UCD (x2), APMS50UCS (x2), APMS50WC (Pressed Wood Worktop) or APMS50SSC (Stainless Steel Worktop).

CHOOSE YOUR FINISH



Complement your cabinet with either pressed wood or stainless steel worktops. See page 1013 for details.

For our full range of compatible tool hooks and storage accessories, see the 'TTS' range on page 1053.



A-B SEE BELOW

2m Modular Workstation Packages:

A		B		
Model No:	APMSSTACK12W	APMSSTACK12SS		
Worktop Material:	Pressed Wood	Stainless Steel		
Model No:	Description:	Width:	Depth:	Height:
1	APMS53	680mm	280mm	350mm
2	APMS54	680mm	280mm	350mm
3	APMS66	646mm	460mm	866mm
4	APMS62	680mm	460mm	910mm
5	APMS52	680mm	460mm	910mm
6	APMS65	680mm	280mm	350mm
7	APMS50BP	615mm	25mm	1050mm
8	APMS50UCD	65mm	30mm	1420mm
9	APMS50UCS	32.5mm	30mm	1420mm

Package Contents:

APMS53, APMS54, APMS66, APMS62, APMS52, APMS65, APMS50BP (x3), APMS50UCD (x2), APMS50UCS (x2), APMS50WC (Pressed Wood Worktop) or APMS50SSC (Stainless Steel Worktop)

C-D SEE BELOW


2m Modular Workstation Packages:

C		D		
Model No:	APMSSTACK14W	APMSSTACK14SS		
Worktop Material:	Pressed Wood	Stainless Steel		
Model No:	Description:	Width:	Depth:	Height:
1	APMS53	680mm	280mm	350mm
2	APMS54	680mm	280mm	350mm
3	APMS65	680mm	280mm	350mm
4	APMS64	1360mm	460mm	910mm
5	APMS63	680mm	460mm	910mm
6	APMS50BP	615mm	25mm	1050mm
7	APMS50UCD	65mm	30mm	1420mm
8	APMS50UCS	32.5mm	30mm	1420mm

Package Contents:

APMS53, APMS54, APMS65, APMS64, APMS63, APMS50BP (x3), APMS50UCD (x2), APMS50UCS (x2), APMS50WC (Pressed Wood Worktop) or APMS50SSC (Stainless Steel Worktop)

CHOOSE YOUR FINISH



Complement your cabinet with either pressed wood or stainless steel worktops. For details, see page 1013.

ADD AIR/POWER TO YOUR MODULAR SYSTEM

APMS63 Modular Reel Cabinet is compatible with CRM101 and CRM151 Retractable Cable Reels (see page 1180) and SA895 Retractable Air Hose Reel (see page 795).



A-B



For more information on individual cabinets, see pages 1011 to 1014.

C-D



For more information on individual cabinets, see pages 1011 to 1014.



5 YEAR GUARANTEE* On all Superline PRO® modular storage units.



A-B SEE BELOW

1.6m Corner Modular Workstation Packages:

A

B


Model No: APMSSTACK08W APMSSTACK08SS

Worktop Material: Pressed Wood Stainless Steel


Package Contents:

APMS60, APMS61, APMS50BP (x2), APMS60BP (x2), APMS50UCS (x4), APMS50UCD (x2), APMS53 (x2), APMS57, APMS62, APMS60PW (Corner Pressed Wood Worktop or APMS60SS (Corner Stainless Steel Worktop), APMS50WA (Pressed Wood Worktop x2) or APMS50SSA (Stainless Steel Worktop x2)

For our full range of compatible tool hooks and storage accessories, see the 'TTS' range on page 1053.



CHOOSE YOUR FINISH



Complement your cabinet with either pressed wood or stainless steel worktops. For details, see page 1013.



C-D SEE BELOW

Pressed Wood or Stainless Steel Worktops for Modular Corner Cabinet

Pressed wood or stainless steel worktops for use with Model No. APMS60 Corner Cabinet.

C

D

Model No: APMS60PW APMS60SS

Overall Size (W x D x H): 865 x 865 x 36mm 865 x 865 x 38mm

Material: Pressed Wood Stainless Steel



A-B SEE BELOW

Model No:	Description:	Width:	Depth:	Height:
1 APMS53	Wall Cabinet	680mm	280mm	350mm
2 APMS62	7 Drawer Cabinet	680mm	460mm	910mm
3 APMS50BP	Back Panel	615mm	25mm	1050mm
4 APMS50UCD	Upright Connector Double	65mm	30mm	1420mm
5 APMS50UCS	Upright Connector Single	32.5mm	30mm	1420mm
6 APMS60	Corner Floor Cabinet	865mm	865mm	910mm
7 APMS61	Corner Wall Cabinet	865mm	865mm	350mm
8 APMS57	Multifunction Cabinet	680mm	460mm	910mm
9 APMS60BP	Back Panel for Corner Unit	800mm	25mm	1050mm

E

Adjustable Shelf



Worktop not included.

E APMS60

865mm Modular Corner Floor Cabinet

Overall Size (W x D x H): 865 x 865 x 910mm

F



F APMS61

865mm Modular Corner Wall Cabinet

Overall Size (W x D x H): 865 x 865 x 350mm



The Superline PRO® Modular storage systems are ideal for any garage or workshop. Durable construction that will last for years. Easily adjusts to specific needs. Purchase a simple base cabinet or create a full workshop storage system.

A-B SEE BELOW

3.2m Modular Workstation Packages:

Model No: APMSSTACK03W APMSSTACK03SS
Worktop Material: Pressed Wood Stainless Steel

Package Contents:

APMS55 (x2), APMS53 (x2), APMS54, APMS59, APMS58, APMS52, APMS50BP (x3), APMS50UCD (x2), APMS50UCS (x2), APMS50WC (Pressed Wood Worktop) or APMS50SSC (Stainless Steel Worktop)



For more information on individual cabinets, see pages 1011 to 1014.

Model No:	Description:	Width:	Depth:	Height:
1 APMS55	Full Height Floor Cabinet	600mm	460mm	2000mm
2 APMS54	Wall Cabinet Tambour Front	680mm	280mm	350mm
3 APMS53	Wall Cabinet	680mm	280mm	350mm
4 APMS59	5 Drawer Floor Cabinet	680mm	460mm	910mm
5 APMS58	5 Drawer Mobile Cabinet	650mm	460mm	860mm

Model No:	Description:	Width:	Depth:	Height:
6 APMS52	2 Door Floor Cabinet	680mm	460mm	910mm
7 APMS50BP	Back Panel	615mm	25mm	1050mm
8 APMS50UCD	Upright Connector Double	65mm	30mm	1420mm
9 APMS50UCS	Upright Connector Single	32.5mm	30mm	1420mm


C-D SEE BELOW

3.24m Modular Workstation Packages:

Model No: APMSSTACK13W APMSSTACK13SS
Worktop Material: Pressed Wood Stainless Steel


Package Contents:

APMS55 (x2), APMS54, APMS53 (x2), APMS64, APMS52, APMS50BP (x3), APMS50UCD (x2), APMS50UCS (x2), APMS50WC (Pressed Wood Worktop) or APMS50SSC (Stainless Steel Worktop)



For more information on individual cabinets, see pages 1011 to 1014.

CHOOSE YOUR FINISH



Complement your cabinet with either pressed wood or stainless steel worktops. For details, see page 1013.

Model No:	Description:	Width:	Depth:	Height:
1 APMS55	Full Height Floor Cabinet	600mm	460mm	2000mm
2 APMS54	Wall Cabinet Tambour Front	680mm	280mm	350mm
3 APMS53	Wall Cabinet	680mm	280mm	350mm
4 APMS52	2 Door Floor Cabinet	680mm	460mm	910mm

Model No:	Description:	Width:	Depth:	Height:
5 APMS64	7 Drawer Floor Cabinet	1360mm	460mm	910mm
6 APMS50BP	Back Panel	615mm	25mm	1050mm
7 APMS50UCD	Upright Connector Double	65mm	30mm	1420mm
8 APMS50UCS	Upright Connector Single	32.5mm	30mm	1420mm



For popular combinations from our Superline PRO® Modular Range, order the Model No's indicated below. All combinations available with pressed wood or stainless steel worktop.



A-B SEE BELOW

4.9m Modular Workstation Packages:

	A	B
Model No:	APMSSTACK01W	APMSSTACK01SS
Worktop Material:	Pressed Wood	Stainless Steel

A-B

1 Full Height Floor Cabinet	2 Wall Cabinet Tambour Front	3 Wall Cabinet	4 5 Drawer Cabinet
<ul style="list-style-type: none"> Four fully adjustable shelves. High quality lock with two keys. Supplied flat-packed for ease of transportation and requires some self-assembly. Model No. APMS55 (x1) 	<ul style="list-style-type: none"> Tambour style front for easy-access. Model No. APMS54 (x2) 	<ul style="list-style-type: none"> Lift-up door supported on gas struts. Aluminium handle. Model No. APMS53 (x3) 	<ul style="list-style-type: none"> Five Drawers fitted with ball-bearing slides. Aluminium drawer pulls. High quality lock with two keys. Model No. APMS59 (x1)



For more information on individual cabinets, see pages 1011 to 1014.

5 5 Drawer Mobile Cabinet <ul style="list-style-type: none"> Five drawers fitted with ball-bearing slides. Four swivel castors with brake. Aluminium handles. High quality lock with two keys. Model No. APMS58 (x1) 	6 2 Door Floor Cabinet <ul style="list-style-type: none"> Supplied with an adjustable shelf. Aluminium handles. High quality lock with two keys. Model No. APMS52 (x1) 	7 4 Drawer Cabinet <ul style="list-style-type: none"> Four drawers fitted with ball-bearing slides. Aluminium drawer pulls. High quality lock with two keys. Model No. APMS51 (x1) 	8 Multifunction Cabinet <ul style="list-style-type: none"> Solid multifunction modular cabinet includes rubbish bin, paper roll holder and a deep drawer. Aluminium handles. Model No. APMS57 (x1)
9 Full Height 2 Door Floor Cabinet <ul style="list-style-type: none"> Four fully adjustable shelves. High quality lock with two keys. Supplied flat-packed for ease of transportation and requires some self-assembly. Model No. APMS56 (x1) 	10 Back Panel <ul style="list-style-type: none"> Back panel to connect wall cabinets to base cabinets in the APMS50 Series. Model No. APMS50BP (x5) 	11 Upright Connector Double <ul style="list-style-type: none"> Supports/connects wall cabinets and APMS50BP back panels. Model No. APMS50UCD (x4) 	12 Upright Connector Single <ul style="list-style-type: none"> Supports wall cabinet and APMS50BP back panel at end of run. Model No. APMS50UCS (x2)

Model No:	Description:	Width:	Depth:	Height:
1 APMS55	Full Height Floor Cabinet	600mm	460mm	2000mm
2 APMS54	Wall Cabinet Tambour Front	680mm	280mm	350mm
3 APMS53	Wall Cabinet	680mm	280mm	350mm
4 APMS59	5 Drawer Floor Cabinet	680mm	460mm	910mm
5 APMS58	5 Drawer Mobile Cabinet	650mm	460mm	730mm
6 APMS52	2 Door Floor Cabinet	680mm	460mm	910mm


Model No:	Description:	Width:	Depth:	Height:
7 APMS51	4 Drawer Cabinet	680mm	460mm	910mm
8 APMS57	Multifunction Cabinet	680mm	460mm	910mm
9 APMS56	Full Height 2 Door Floor Cabinet	915mm	460mm	2000mm
10 APMS50BP	Back Panel	615mm	25mm	1050mm
11 APMS50UCD	Upright Connector Double	65mm	30mm	1420mm
12 APMS50UCS	Upright Connector Single	32.5mm	30mm	1420mm



**5 YEAR
GUARANTEE***

On all Superline PRO® modular storage units.

CHOOSE YOUR FINISH



Complement your cabinet with either pressed wood or stainless steel worktops. For full details, see pages 1013.


A-B SEE BELOW

4.9m Modular Workstation Packages:

	A	B
Model No:	APMSSTACK15W	APMSSTACK15SS
Worktop Material:	Pressed Wood	Stainless Steel



A-B



For more information on individual cabinets, see pages 1011 to 1014.

<p>1 7 Drawer Floor Cabinet</p> <ul style="list-style-type: none"> Seven drawers fitted with ball-bearing slides. Aluminium drawer pulls. High quality lock with two keys. Supplied fully assembled. Model No. APMS64 (x1) 	<p>2 2 Door Floor Cabinet</p> <ul style="list-style-type: none"> Supplied with an adjustable shelf. Aluminium handles. High quality lock with two keys. Model No. APMS52 (x1) 	<p>3 Multifunction Cabinet</p> <ul style="list-style-type: none"> Solid multifunction modular cabinet includes rubbish bin, paper roll holder and a deep drawer. Aluminium handles. Model No. APMS57 (x1) 	<p>4 Mobile Workshop Trolley</p> <ul style="list-style-type: none"> Aluminium handles. Four swivel castors with one brake. Supplied flat-packed and requires some self-assembly. Model No. APMS66 (x1)
<p>5 Full Height Floor Cabinet</p> <ul style="list-style-type: none"> High quality lock with two keys. Supplied flat-packed for ease of transportation and requires some self-assembly. Model No. APMS55 (x1) 	<p>6 2 Door Full Height Floor Cabinet</p> <ul style="list-style-type: none"> Four fully adjustable shelves. High quality lock with two keys. Supplied flat-packed for ease of transportation and requires some self-assembly. Model No. APMS56 (x1) 	<p>7 Wall Cabinet Tambour Front</p> <ul style="list-style-type: none"> Tambour style front for easy-access. Model No. APMS54 (x2) 	<p>8 2 Door Wall Cabinet</p> <ul style="list-style-type: none"> Double door cabinet for easy-access. High quality lock with two keys. Aluminium handles. Model No. APMS65 (x1)
<p>9 Wall Cabinet</p> <ul style="list-style-type: none"> Lift-up door is supported by gas struts. Aluminium handle. Model No. APMS53 (x2) 	<p>10 Back Panel</p> <ul style="list-style-type: none"> Back panel to connect wall cabinets to base cabinets in the APMS50 Series. Model No. APMS50BP (x5) 	<p>11 Upright Connector Double</p> <ul style="list-style-type: none"> Supports/connects wall cabinets and APMS50BP back panels. Model No. APMS50UCD (x4) 	<p>12 Upright Connector Single</p> <ul style="list-style-type: none"> Supports wall cabinet and APMS50BP back panel at end of run. Model No. APMS50UCS (x2)

Model No:	Description:	Width:	Depth:	Height:
1 APMS64	7 Drawer Floor Cabinet	1360mm	460mm	910mm
2 APMS52	2 Door Floor Cabinet	680mm	460mm	910mm
3 APMS57	Multifunction Cabinet	680mm	460mm	910mm
4 APMS66	Mobile Workshop Trolley	646mm	460mm	866mm
5 APMS55	Full Height Floor Cabinet	600mm	460mm	2000mm
6 APMS56	Full Height 2 Door Floor Cabinet	915mm	460mm	2000mm


Model No:	Description:	Width:	Depth:	Height:
7 APMS54	Wall Cabinet Tambour Front	680mm	280mm	350mm
8 APMS65	2 Door Wall Cabinet	680mm	280mm	350mm
9 APMS53	Wall Cabinet	680mm	280mm	350mm
10 APMS50BP	Back Panel	615mm	25mm	1050mm
11 APMS50UCD	Upright Connector Double	65mm	30mm	1420mm
12 APMS50UCS	Upright Connector Single	32.5mm	30mm	1420mm



**5 YEAR
GUARANTEE***

On all Superline PRO® modular storage units.

CHOOSE YOUR FINISH



Complement your cabinet with either pressed wood or stainless steel worktops. For full details, see pages 1013.

A-B SEE BELOW

4.9m Modular Workstation Packages:

	A	B
Model No:	APMSSTACK16W	APMSSTACK16SS
Worktop Material:	Pressed Wood	Stainless Steel



A-B



For more information on individual cabinets, see pages 1011 to 1014.

1 7 Drawer Floor Cabinet <ul style="list-style-type: none"> Seven drawers fitted with ball-bearing slides. Aluminium drawer pulls. High quality lock with two keys. Supplied fully assembled. Model No. APMS64 (x1) 	2 2 Door Floor Cabinet <ul style="list-style-type: none"> Supplied with an adjustable shelf. Aluminium handles. High quality lock with two keys. Model No. APMS52 (x1) 	3 Reel Cabinet <ul style="list-style-type: none"> Solid reel cabinet for the convenient and tidy use of cable reels and air hose reels. Aluminium handles. Model No. APMS63 (x1) 	4 Mobile Workshop Trolley <ul style="list-style-type: none"> Aluminium handles. Four swivel castors with one brake. Supplied flat-packed and require some self-assembly. Model No. APMS66 (x1)
5 Full Height Floor Cabinet <ul style="list-style-type: none"> High quality lock with two keys. Supplied flat-packed for ease of transportation and requires some self-assembly. Model No. APMS55 (x1) 	6 2 Door Full Height Floor Cabinet <ul style="list-style-type: none"> Four fully adjustable shelves. High quality lock with two keys. Supplied flat-packed for ease of transportation and requires some self-assembly. Model No. APMS56 (x1) 	7 Wall Cabinet Tambour Front <ul style="list-style-type: none"> Tambour style front for easy-access. Model No. APMS54 (x2) 	8 2 Door Wall Cabinet <ul style="list-style-type: none"> Double door cabinet for easy-access. High quality lock with two keys. Aluminium handles. Model No. APMS65 (x1)
9 Wall Cabinet <ul style="list-style-type: none"> Lift-up door is supported by gas struts. Aluminium handles. Model No. APMS53 (x2) 	10 Back Panel <ul style="list-style-type: none"> Back panel to connect wall cabinets to base cabinets in the APMS50 Series. Model No. APMS50BP (x5) 	11 Upright Connector Double <ul style="list-style-type: none"> Supports/connects wall cabinets and APMS50BP back panels. Model No. APMS50UCD (x4) 	12 Upright Connector Single <ul style="list-style-type: none"> Supports wall cabinet and APMS50BP back panel at end of run. Model No. APMS50UCS (x2)

Model No:	Description:	Width:	Depth:	Height:
1 APMS64	7 Drawer Floor Cabinet	1360mm	460mm	910mm
2 APMS52	2 Door Floor Cabinet	680mm	460mm	910mm
3 APMS63	Reel Cabinet	680mm	460mm	910mm
4 APMS66	Mobile Workshop Trolley	646mm	460mm	866mm
5 APMS55	Full Height Floor Cabinet	600mm	460mm	2000mm
6 APMS56	Full Height 2 Door Floor Cabinet	915mm	460mm	2000mm

Model No:	Description:	Width:	Depth:	Height:
7 APMS54	Wall Cabinet Tambour Front	680mm	280mm	350mm
8 APMS65	2 Door Wall Cabinet	680mm	280mm	350mm
9 APMS53	Wall Cabinet	680mm	280mm	350mm
10 APMS50BP	Back Panel	615mm	25mm	1050mm
11 APMS50UCD	Upright Connector Double	65mm	30mm	1420mm
12 APMS50UCS	Upright Connector Single	32.5mm	30mm	1420mm



A-B SEE BELOW

4.9m Modular Workstation Packages:

Model No:	APMSSTACK17W	APMSSTACK17SS
Worktop Material:	Pressed Wood	Stainless Steel

CHOOSE YOUR FINISH

Complement your cabinet with either pressed wood or stainless steel worktops. For full details, see page 1013.

A-B NEW



See pages 1011 to 1014 for more information on individual cabinets.

<p>1 5 Drawer Floor Cabinet</p> <ul style="list-style-type: none"> Five drawers fitted with ball-bearing slides. Aluminium drawer pulls. High quality lock with two keys. Model No. APMS59 <p style="text-align: right;">(x1)</p>	<p>2 2 Door Floor Cabinet</p> <ul style="list-style-type: none"> Supplied with an adjustable shelf. Aluminium handles. High quality lock with two keys. Model No. APMS52 <p style="text-align: right;">(x1)</p>	<p>3 NEW Sink Unit</p> <ul style="list-style-type: none"> Large basin with basket strainer waste catcher. Model No. APMS67 <p style="text-align: right;">(x1)</p>	<p>4 5 Drawer Mobile Cabinet</p> <ul style="list-style-type: none"> All drawers fitted with ball-bearing slides. Four swivel castors with one brake. Aluminium handles. High quality lock with two keys. Model No. APMS58 <p style="text-align: right;">(x1)</p>
<p>5 4 Drawer Floor Cabinet</p> <ul style="list-style-type: none"> Four drawers fitted with ball-bearing slides. Aluminium drawer pulls. High quality lock with two keys. Model No. APMS51 <p style="text-align: right;">(x1)</p>	<p>6 Full Height Floor Cabinet</p> <ul style="list-style-type: none"> High quality lock with two keys. Supplied flat-packed for ease of transportation and requires some self-assembly. Model No. APMS55 <p style="text-align: right;">(x1)</p>	<p>7 2 Door Full Height Floor Cabinet</p> <ul style="list-style-type: none"> Four fully adjustable shelves. High quality lock with two keys. Supplied flat-packed for ease of transportation and requires some self-assembly. Model No. APMS56 <p style="text-align: right;">(x1)</p>	<p>8 Wall Cabinet Tambour Front</p> <ul style="list-style-type: none"> Tambour style front for easy-access. Model No. APMS54 <p style="text-align: right;">(x2)</p>
<p>9 Wall Cabinet</p> <ul style="list-style-type: none"> Lift-up door is supported by gas struts. Aluminium handles. Model No. APMS53 <p style="text-align: right;">(x3)</p>	<p>10 Back Panel</p> <ul style="list-style-type: none"> Back panel to connect wall cabinets to base cabinets in the APMS50 Series. Model No. APMS50BP <p style="text-align: right;">(x5)</p>	<p>11 Upright Connector Double</p> <ul style="list-style-type: none"> Supports/connects wall cabinets and APMS50BP back panels. Model No. APMS50UCD <p style="text-align: right;">(x4)</p>	<p>12 Upright Connector Single</p> <ul style="list-style-type: none"> Supports wall cabinet and APMS50BP back panel at end of run. Model No. APMS50UCS <p style="text-align: right;">(x2)</p>

Model No:	Description:	Width:	Depth:	Height:
1 APMS59	5 Drawer Floor Cabinet	680mm	460mm	910mm
2 APMS52	2 Door Floor Cabinet	680mm	460mm	910mm
3 APMS67	Sink Unit	685mm	460mm	950mm
4 APMS58	5 Drawer Mobile Cabinet	650mm	460mm	860mm
5 APMS51	4 Drawer Floor Cabinet	680mm	460mm	910mm
6 APMS55	Full Height Floor Cabinet	600mm	460mm	2000mm

Model No:	Description:	Width:	Depth:	Height:
7 APMS56	Full Height 2 Door Floor Cabinet	915mm	460mm	2000mm
8 APMS54	Wall Cabinet Tambour Front	680mm	280mm	350mm
9 APMS53	Wall Cabinet	680mm	280mm	350mm
10 APMS50BP	Back Panel	615mm	25mm	1050mm
11 APMS50UCD	Upright Connector Double	65mm	30mm	1420mm
12 APMS50UCS	Upright Connector Single	32.5mm	30mm	1420mm

Premier™



A-T SEE PAGES 1024 to 1028

Premier Modular Storage System

Heavy-duty high end Modular Workshop Storage System with an appearance to enhance any garage or workshop. Versatile and durable steel construction that is built to last. Easily adjusts to specific needs; purchase a simple base cabinet or create a full workshop storage system.

Standard features include:

- ✓ Modular design to enable easy upgrading.
- ✓ Durable powder coated finish.
- ✓ Stylish aluminium drawer pulls and handles.
- ✓ Precision ball-bearing drawer slides with load capacity of up to 68kg.
- ✓ Concealed snap-close magnets on doors.
- ✓ Choice of worktops (available separately, see page 1028); 25mm stainless steel or oak complement the cabinet appearance and give a rugged work surface.
- ✓ Gas struts on wall cabinet doors.
- ✓ Adjustable feet to ensure cabinets sit 'true' even on floors that are not level.
- ✓ Floor cabinets are supplied with adjustable height shelves.
- ✓ All cabinets are fully welded except Model No. APMS05 Full Height Floor Cabinet, which requires some simple assembly.
- ✓ Each unit supplied with high quality cylinder locks and two keys where applicable.

HEAVY DUTY



<p>C Heavy-Duty Full Height Floor Cabinet</p> <ul style="list-style-type: none"> • Three adjustable shelves. • Four level-adjusting feet. • Supplied flat-packed for ease of transportation, requires some self-assembly. • High quality lock with two keys. • Model No. APMS05 	<p>L Heavy-Duty Wall Cabinet</p> <ul style="list-style-type: none"> • For use with Model No's APMS01 and APMS03 floor cabinets. • Supplied with appropriate fixings to make integral self-supporting unit. • Lift-up door supported on gas struts. • Offers fixing for Model No. APMS10 back panel. • Model No. APMS13 	<p>F Heavy-Duty Wall Cabinet</p> <ul style="list-style-type: none"> • For use with Model No's APMS02 and APMS04 floor cabinets. • Supplied with appropriate fixings to make integral self-supporting unit. • Lift-up door supported on gas struts. • Offers fixing for Model No. APMS11 back panel. • Model No. APMS14 	<p>Q Back Panel</p> <ul style="list-style-type: none"> • Back panel for use with Model No. APMS13 wall cabinet. • Model No. APMS10
<p>A Heavy-Duty Floor Cabinet</p> <ul style="list-style-type: none"> • Choice of Stainless Steel or Oak worktop (available separately, see page 1028). • Features one adjustable shelf and four level-adjusting feet. • High quality lock with two keys. • Model No. APMS01 	<p>B Heavy-Duty 2 Door Floor Cabinet</p> <ul style="list-style-type: none"> • Choice of Stainless Steel or Oak worktop (available separately, see page 1028). • Features one adjustable shelf and six level-adjusting feet. • High quality lock with two keys. • Model No. APMS02 	<p>D Heavy-Duty 11 Drawer Floor Cabinet</p> <ul style="list-style-type: none"> • Choice of Stainless Steel or Oak worktop (available separately, see page 1028). • Stylish brushed aluminium drawer pulls. • Rubber protective drawer liners. • Six level-adjusting feet. • High quality lock with two keys. • Model No. APMS04 	<p>E Heavy-Duty 6 Drawer Floor Cabinet</p> <ul style="list-style-type: none"> • Choice of Stainless Steel or Oak worktop (available separately, see page 1028). • Stylish brushed aluminium drawer pulls. • Rubber protective drawer liners. • Four level-adjusting feet. • High quality lock with two keys. • Model No. APMS03
<p>R Back Panel</p> <ul style="list-style-type: none"> • Back panel for use with Model No. APMS14 wall cabinet. • Model No. APMS11 			

Model No:	Description:	Page No:	Width:	Depth:	Height:
A APMS01	Heavy-Duty 1 Door Floor Cabinet	1026	775mm	610mm	955mm
B APMS02	Heavy-Duty 2 Door Floor Cabinet	1026	1550mm	610mm	955mm
C APMS05	Heavy-Duty Full Height Floor Cabinet	1026	930mm	610mm	2110mm
D APMS04	Heavy-Duty 11 Drawer Floor Cabinet	1026	1550mm	610mm	955mm
E APMS03	Heavy-Duty 6 Drawer Floor Cabinet	1026	775mm	610mm	955mm
F APMS14	Heavy-Duty Wall Cabinet	1026	1550mm	380mm	510mm
L APMS13	Heavy-Duty Wall Cabinet	1028	775mm	380mm	510mm
Q APMS10	Back Panel	1028	775mm	20mm	615mm
R APMS11	Back Panel	1028	1550mm	20mm	615mm



10 YEAR GUARANTEE*

On all Premier™ modular storage units.



H Heavy-Duty Multifunction Floor Cabinet

- Cabinet includes rubbish bin, paper roll holder and a deep drawer.
- Brushed aluminium handles.
- Four adjustable feet.
- Paper roll holder has three locking positions.
- Model No. APMS20

I Heavy-Duty Corner Floor Cabinet

- Features one adjustable shelf.
- Brushed aluminium handle.
- Five level-adjusting feet.
- High quality lock with two keys.
- Model No. APMS15

M Heavy-Duty Corner Wall Cabinet

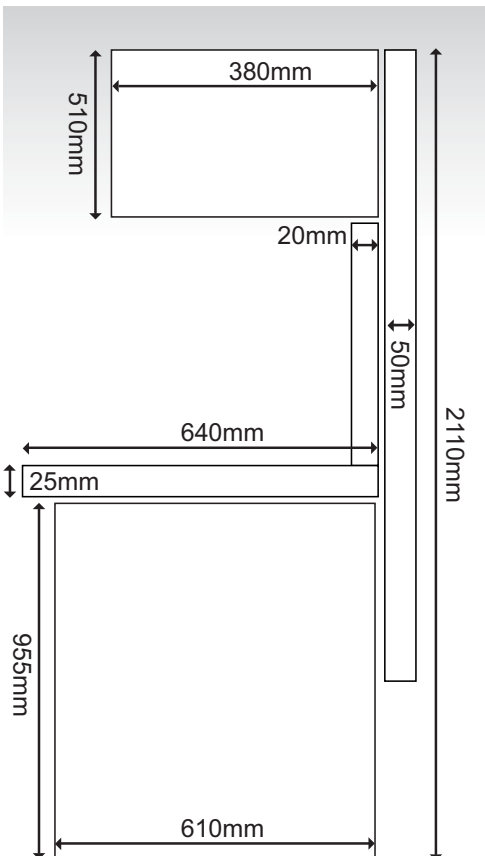
- Supplied with the appropriate fixings to make integral self supporting unit.
- All steel construction with a graphite powder coat finish.
- Includes fixings and support posts for APMS17 Back Panel.
- Model No. APMS16

T Back Panel Assembly for Corner Wall Storage Unit

- Back panel (x2) to connect Model No. APMS16 Corner Wall Storage Cabinet to Model No. APMS15 Corner Floor Cabinet.
- Model No. APMS17



Model No:	Description:	Page No:	Width:	Depth:	Height:
H APMS20	Heavy-Duty Multifunction Floor Cabinet	1027	775mm	610mm	955mm
I APMS15	Heavy-Duty Corner Floor Cabinet	1027	930mm	930mm	955mm
M APMS16	Heavy-Duty Modular Corner Wall Cabinet	1028	930mm	930mm	510mm
T APMS17	Back Panel Assembly for Corner Wall Storage Unit	1028	930mm	20mm	615mm



PLAN YOUR IDEAL STORAGE SOLUTION


Planning your perfect storage system has never been easier. Choose from our pre-selected combinations on pages 1029 to 1031, or completely customise your workspace by selecting individual units and worktops. Our modular units offer ultimate flexibility for you to alter their configuration or add on as required in the future.

To plan your own modular system, simply:

1. Select Floor and Wall Units to fit your workspace.
2. Select your Back Panels.
3. Choose your Worktop finish.

CHOOSE YOUR WORKTOP

Our modular base units are supplied without worktops allowing you to choose between stainless steel and oak finishes. They are available in sizes to perfectly fit our base units - no need to cut to size and are available for both straight and corner cabinets. See page 1028 for full details.



Above features Model No's APMS01, APMS08, APMS10 & APMS13.

A-T SEE PAGES 1026 to 1028

Premier Modular Storage System

Heavy-duty high end Modular Workshop Storage System with an appearance to enhance any garage or workshop. Versatile and durable steel construction that will last for years. Easily adjusts to specific needs; purchase a simple base cabinet or create a full workshop storage system. See page 1024 for more details. Base units shown with worktop (not included, see page 1028).



C - E Are heavy items. Extra assistance must be provided at the delivery point to help safe delivery.



A APMS01
775mm Heavy-Duty Modular Floor Cabinet

One adjustable shelf, four level-adjusting feet, brushed aluminium handles and high quality lock with two keys.

Overall Size (W x D x H): 775 x 610 x 955mm

HEAVY DUTY
Adjustable Shelf



B APMS02
1550mm Heavy-Duty Modular 2 Door Floor Cabinet

One adjustable shelf, six level-adjusting feet, brushed aluminium handles and high quality lock with two keys.

Overall Size (W x D x H): 1550 x 610 x 955mm

HEAVY DUTY
Adjustable Shelf



C APMS05
930mm Heavy-Duty Modular Full Height Floor Cabinet

Heavy-duty full height two door cabinet, with three adjustable shelves and four level-adjusting feet. Added security provided by cylinder lock, supplied with two keys.

Overall Size (W x D x H): 930 x 610 x 2110mm

HEAVY DUTY
Adjustable Shelves



D APMS04
11 Drawer 1550mm Heavy-Duty Modular Floor Cabinet

11 Heavy-duty drawers with precision ball-bearing slides, rubber protective drawer liners, six level-adjusting feet and high quality lock with two keys.

Specification:	Width:	Depth:	Height:
Overall Size:	1550mm	610mm	955mm
Full Width Large Drawer (x1):	1445mm	535mm	125mm
Small Drawer (x6):	670mm	535mm	55mm
Large Drawer (x2):	670mm	535mm	130mm
X-Large Drawer (x2):	670mm	535mm	205mm

HEAVY DUTY
Ball Bearing Drawer Slides



E APMS03
6 Drawer 775mm Heavy-Duty Modular Floor Cabinet

Six heavy-duty drawers with precision ball-bearing slides, rubber protective drawer liners, four level-adjusting feet and high quality lock with two keys.

Specification:	Width:	Depth:	Height:
Overall Size:	775mm	610mm	955mm
Small Drawer (x3):	670mm	535mm	55mm
Large Drawer (x2):	670mm	535mm	130mm
X-Large Drawer (x1):	670mm	535mm	205mm

HEAVY DUTY
Ball Bearing Drawer Slides



WORKSHOP ROLLS
For full details, see page 1138.



F APMS14
1550mm Heavy-Duty Modular Wall Cabinet

For use with Model No's APMS02 and APMS04 floor cabinets. Supplied with appropriate fixings to make integral self-supporting unit. Lift-up door supported on gas struts, brushed aluminium door handle and high quality lock with two keys.

Overall Size (W x D x H): 1550 x 380 x 510mm

HEAVY DUTY

G
NEW



HEAVY DUTY



Premier™

10 YEAR GUARANTEE*

On all Premier™ Modular Storage Units.

H



HEAVY DUTY

Ball Bearing Drawer Slides

H APMS20
775mm Heavy-Duty Modular Multifunction Floor Cabinet

Cabinet includes rubbish bin, paper roll holder and a deep drawer, four adjustable feet and brushed aluminium handles. Paper roll holder has three locking positions.

Specification (W x D x H):	
Overall Size:	775 x 610 x 955mm
X-Large Drawer (x1):	400 x 550 x 280mm
Rubbish Bin:	200 x 485 x 380mm

I



HEAVY DUTY

Adjustable Shelf



I APMS15
930mm Heavy-Duty Modular Corner Floor Cabinet

One adjustable shelf, brushed aluminium handle and five level-adjusting feet. High quality lock with two keys.

Overall Size (W x D x H):	930 x 930 x 955mm
----------------------------------	-------------------

G APMS21

2110mm Heavy-Duty Modular Full Height Floor Cabinet

Use as part of a complete professional garage storage system or as an individual storage unit. All steel construction with a graphite powder coat finish. Heavy-duty full height single door cabinet. Three adjustable shelves with four level-adjusting feet. Added security provided by cylinder lock, supplied with two keys. Requires some self-assembly. Supplied flat-packed for ease of transportation.

Overall Size (W x D x H):	610 x 610 x 2110mm
----------------------------------	--------------------

J **NEW**

1.8m Table Width



Premier™ HEAVY DUTY

J APMS22
1830mm Heavy-Duty Steel Adjustable Workbench with Wooden Worktop

Manufactured from heavy gauge powder-coated steel and is at the top end of our range with a weight capacity of 1000kg (evenly distributed). Adjustable leg extensions allow worktop height to range from 680 to 1030mm. Fitted with adjustable feet to ensure work surface is level, even if your floor is not. Durable 32mm thick solid wood worktop.

Size (W x D x H):	1830 x 610 x (680-1030)mm
--------------------------	---------------------------

K **NEW**

1.8m Table Width



Premier™ HEAVY DUTY

K APMS23
1830mm Heavy-Duty Steel Adjustable Workbench with Stainless Steel Worktop

Manufactured from heavy gauge powder-coated steel and is at the top end of our range with a weight capacity of 1000kg (evenly distributed). Adjustable leg extensions allow worktop height to range from 680 to 1030mm. Fitted with adjustable feet to ensure work surface is level, even if your floor is not. Durable stainless steel worktop.

Size (W x D x H):	1830 x 610 x (680-1030)mm
--------------------------	---------------------------



HEAVY DUTY

L APMS13
775mm Heavy-Duty Modular Wall Cabinet

For use with Model No's APMS01 and APMS03 floor cabinets. Lift-up door supported on gas struts, brushed aluminium door handle and high quality lock with two keys.

Overall Size (W x D x H): 775 x 380 x 510mm



HEAVY DUTY

M APMS16
930mm Heavy-Duty Modular Corner Wall Cabinet

For use with Model No. APMS15 Corner Floor Cabinet. Supplied with the appropriate fixings to make integral self-supporting unit. All steel construction with a graphite powder coat finish. Supplied with fixings and support posts for use with Model No. APMS17 Back Panel.

Overall Size (W x D x H): 930 x 930 x 510mm




N



P

P APMS18
930mm Oak Corner Worktop

Overall Size (W x D x H): 930 x 930 x 25mm
Material: Oak
Application: APMS15



O



S

S APMS19
930mm Stainless Steel Corner Worktop

Overall Size (W x D x H): 930 x 930 x 25mm
Material: Stainless Steel
Application: APMS15



Q-R

Q-R SEE BELOW
Modular Back Panels

Model No: **Overall Size (W x D x H):** **Application:**
Q APMS10 775 x 20 x 615mm APMS13
R APMS11 1550 x 20 x 615mm APMS14

N-O SEE BELOW
Oak or Stainless Steel Worktops

Base units are supplied without worktops allowing you to choose from either Stainless Steel or Oak. Available in 775mm or 1550mm widths to suit different base units. Please order your preference from the options below.

Model No:	Material:	Size:	Application:
N APMS06	Oak	775mm	APMS01 APMS03 APMS20
N APMS07	Oak	1550mm	APMS02 APMS04
O APMS08	Stainless Steel	775mm	APMS01 APMS03 APMS20
O APMS09	Stainless Steel	1550mm	APMS02 APMS04



T

T APMS17
930mm Back Panel Assembly for Modular Corner Wall Storage Unit

Back panel (x2) to connect Model No. APMS16 corner wall storage unit to Model No. APMS15 corner floor Cabinet.

Overall Size (W x D x H): 930 x 20 x 615mm

10 YEAR GUARANTEE* On all Premier™ Modular Storage Units.


A-B SEE BELOW

2.5m Modular Storage System Packages:

	A	B
Model No:	APMSCOMBO1W	APMSCOMBO1SS
Worktop Material:	Oak	Stainless Steel

Package Contents:

APMS05, APMS13 (x2), APMS10 (x2), APMS03, APMS01, APMS08 (Stainless Steel Worktop x2) or APMS06 (Oak Worktop x2)



Model No:	Description:	(W x D x H):
1 APMS13	Wall Cabinet	775 x 380 x 510mm
2 APMS05	Full Height Floor Cabinet	930 x 610 x 2110mm
3 APMS01	1Door Floor Cabinet	775 x 610 x 955mm
4 APMS03	6 Drawer Floor Cabinet	775 x 610 x 955mm
5 APMS10	Back Panel	775 x 20 x 615mm



For more information on our Extension Leads and Cable Reels, please see pages 1178 to 1181.


C-D

C-D SEE BELOW

3.3m Premier Modular Storage System Packages:

	C	D
Model No:	APMSCOMBO2W	APMSCOMBO2SS
Worktop Material:	Oak	Stainless Steel

Package Contents:

APMS05, APMS13, APMS14, APMS10, APMS01, APMS11, APMS04, APMS08 & APMS09 (Stainless Steel Worktops) or APMS06 & APMS07 (Oak Worktops)



For more information on our Premier Tool Trays, please see pages 16 to 25.

Model No:	Description:	(W x D x H):
1 APMS14	Heavy-Duty Wall Cabinet	1550 x 380 x 510mm
2 APMS13	Heavy-Duty Wall Cabinet	775 x 380 x 510mm
3 APMS05	Heavy-Duty Full Height Floor Cabinet	930 x 610 x 2110mm
4 APMS01	1Door Heavy-Duty Floor Cabinet	775 x 610 x 955mm

Model No:	Description:	(W x D x H):
5 APMS04	11Drawer Heavy-Duty Floor Cabinet	1550 x 610 x 955mm
6 APMS10	Back Panel	775 x 20 x 615mm
7 APMS11	Back Panel	1550 x 20 x 615mm



A-B SEE BELOW

2.3m Premier Modular Storage System Packages:

	A	B
Model No:	APMSCOMBO4W	APMSCOMBO4SS
Worktop Material:	Oak	Stainless Steel

Package Contents:

APMS13, APMS14, APMS10, APMS11, APMS01, APMS04, APMS08 & APMS09 (Stainless Steel Worktops) or APMS06 & APMS07 (Oak Worktops)




HEAVY ITEM



Model No:	Description:	(W x D x H):
1 APMS14	Wall Cabinet	1550 x 380 x 510mm
2 APMS13	Wall Cabinet	775 x 380 x 510mm
3 APMS01	1Door Floor Cabinet	775 x 610 x 955mm
4 APMS04	11Drawer Floor Cabinet	1550 x 610 x 955mm
5 APMS10	Back Panel	775 x 20 x 615mm
6 APMS11	Back Panel	1550 x 20 x 615mm

CHOOSE YOUR FINISH

Complement your cabinet with either pressed wood or stainless steel worktops. See page 1028 for details.



C-D



Model No:	Description:	(W x D x H):
1 APMS13	Heavy-Duty Wall Cabinet	775 x 380 x 510mm
2 APMS03	6 Drawer Heavy-Duty Floor Cabinet	775 x 610 x 955mm
3 APMS10	Back Panel	775 x 20 x 615mm
4 APMS15	Heavy-Duty Corner Floor Cabinet	930 x 930 x 955mm


C-D SEE BELOW

1.7m Premier Modular Corner Storage System Packages:

	C	D
Model No:	APMSCOMBO6W	APMSCOMBO6SS
Worktop Material:	Oak	Stainless Steel

Package Contents:

APMS15, APMS16, APMS17, APMS18 (Oak Corner Worktop) or APMS19 (Stainless Steel Corner Worktop), APMS20, APMS13 (x2), APMS10 (x2), APMS03, APMS08 (Stainless Steel Worktop x2) or APMS06 (Oak Worktop x2)



For more information on our Premier Tool Trays, see pages 16 to 25.

Model No:	Description:	(W x D x H):
5 APMS16	Heavy-Duty Corner Wall Cabinet	930 x 930 x 955mm
6 APMS17	Back Panel	930 x 20 x 615mm
7 APMS20	Heavy-Duty Multifunction Floor Cabinet	775 x 610 x 955mm



A-B SEE BELOW

3.3m Premier Modular Storage System Packages:

A

B

Model No:	APMSCOMB07W	APMSCOMB07SS
Worktop Material:	Oak	Stainless Steel

Package Contents:

APMS13, APMS14, APMS01, APMS04, APMS21 (x2), APMS10, APMS11, APMS08 & APMS09 (Stainless Steel Worktops) or APMS06 & APMS07 (Oak Worktops)



Model No:	Description:	(W x D x H):
1 APMS13	Wall Cabinet	775 x 380 x 510mm
2 APMS14	Wall Cabinet	1550 x 380 x 510mm
3 APMS01	1 Door Floor Cabinet	775 x 610 x 955mm
4 APMS04	11 Drawer Floor Cabinet	1550 x 610 x 955mm
5 APMS21	Full Height Cabinet	610 x 610 x 2110mm
6 APMS10	Back Panel	775 x 20 x 615mm
7 APMS11	Back Panel	1550 x 20 x 615mm

A-B NEW



10 YEAR
GUARANTEE*

On all Premier™ Modular Storage Units.

HEAVY DUTY



C-D



C-D SEE BELOW

5.6m Premier Modular Storage System Packages:

C

D

Model No:	APMSOAK	APMSSTEEL
Worktop Material:	Oak	Stainless Steel

Package Contents:

APMS05, APMS13 (x2), APMS14 (x2), APMS01, APMS02, APMS04, APMS03, APMS10 (x2), APMS11 (x2), APMS08 (x2) & APMS09 (x2) (Stainless Steel Worktops) or APMS06 (x2) & APMS07 (x2) (Oak Worktops)




Model No:	Description:	(W x D x H):
1 APMS01	Heavy-Duty 1 Door Floor Cabinet	775 x 610 x 955mm
2 APMS02	Heavy-Duty 2 Door Floor Cabinet	1550 x 610 x 955mm
3 APMS05	Heavy-Duty Full Height Floor Cabinet	930 x 610 x 2110mm
4 APMS04	Heavy-Duty 11 Drawer Floor Cabinet	1550 x 610 x 955mm
5 APMS03	Heavy-Duty 6 Drawer Floor Cabinet	775 x 610 x 955mm
6 APMS13	Heavy-Duty Wall Cabinet	775 x 380 x 510mm
7 APMS14	Heavy-Duty Wall Cabinet	1550 x 380 x 510mm
8 APMS10	Back Panel	775 x 20 x 615mm
9 APMS11	Back Panel	1550 x 20 x 615mm



Premier Industrial Workstations

- ✓ A range of industrial quality cabinets, workbenches and accessories manufactured from heavy gauge steel which is powder coated for rust and solvent protection.
- ✓ Cabinet drawers run on heavy-duty ball-bearing drawer slides with load bearing of up to 100kg and are fitted with safety locking catches* to prevent inadvertent opening.
- ✓ Workbenches each have an evenly distributed load capacity of 1000kg.
- ✓ Optional workbench, single or double drawer units, back panel, shelf and unique vice holder available (see page 1037).
- ✓ All finished in industrial blue/grey paint finish that would look stylish in any workshop, garage or manufacturing plant.

*Excludes some models.



API2100 Workbench illustrated, see page 1037.

Workshop stool and tools not included.

10 YEAR GUARANTEE*
On all Premier Industrial™ Storage Units.

A-C SEE RIGHT & BELOW Industrial Drawer Cabinets

Industrial quality cabinets each offering a unique drawer configuration. All drawers run on heavy-duty ball-bearing drawer slides with a load capacity of up to 100kg and are fitted with a safety locking catch to prevent inadvertent opening. Each drawer is fitted with fixed dividers running back to front and then supplied with cross dividers for personalised storage layout. These three models are the perfect height to fit underneath the workbenches in this range (see page 1037). Each cabinet is fitted with high quality lock and two coded keys.



C API5656 6 Drawer Industrial Cabinet

Specification:	Width:	Depth:	Height:
Overall Size:	565mm	580mm	700mm
Small Drawer (x2):	470mm	375mm	55mm
Medium Drawer (x3):	470mm	375mm	80mm
Large Drawer (x1):	470mm	375mm	130mm

D API725KIT Industrial Handle & Wheel Kit for API7238

Suitable for Model No. API7238 Industrial Cabinet in the API range (see page 1034).



A API5655A 5 Drawer Industrial Cabinet

Specification:	Width:	Depth:	Height:
Overall Size:	565mm	580mm	700mm
Small Drawer (x2):	470mm	375mm	55mm
Large Drawer (x3):	470mm	375mm	130mm



E API565KIT Industrial Handle & Wheel Kit for 565mm Cabinets

Suitable for 565mm industrial cabinets in the API range.



B API5655B 5 Drawer Industrial Cabinet

Specification:	Width:	Depth:	Height:
Overall Size:	565mm	580mm	700mm
Small Drawer (x2):	470mm	375mm	55mm
Medium Drawer (x1):	470mm	375mm	80mm
Large Drawer (x1):	470mm	375mm	130mm
X-Large Drawer (x1):	470mm	375mm	180mm




Optional wheel and handle kits are available for all three cabinets on this page as well as Model No's API5658 and API7238 on page 1034.
Note: With wheel kit fitted these units will not sit under the workbench as shown above.

A-C SEE RIGHT

Mobile Industrial Cabinets

Industrial quality cabinets each offering a unique drawer configuration. Drawers (where fitted) run on heavy-duty ball-bearing drawer slides. Each drawer is fitted with fixed dividers running back to front and then supplied with cross dividers for personalised storage layout. These three models fit perfectly underneath workbenches in this range (see page 1037). Units fitted with four Ø60mm wheels, two locking castors and two fixed, to allow units to be taken to the work area. Each cabinet is fitted with high quality lock and two coded keys. Model No. API5659 features a single shelf.



A - B



E

Vice not included.

E API10

Vice Mounting Plate for API Series Workbenches

Mounts onto any of the three workbenches in this range and allows vice to be stored out of the way when not in use, leaving a full free work surface. Compatible with Model No's API1500, API1800 and API2100 (see page 1037).



E

Allows vice to be stored under bench when not in use.



A

HEAVY DUTY
Ball Bearing Drawer Slides

A API5657A

5 Drawer Mobile Industrial Cabinet

Specification:	Width:	Depth:	Height:
Overall Size:	565mm	580mm	675mm
Small Drawer (x1):	470mm	375mm	60mm
Medium Drawer (x4):	470mm	375mm	85mm



B

HEAVY DUTY
Ball Bearing Drawer Slides

B API5657B

5 Drawer Mobile Industrial Cabinet

Specification:	Width:	Depth:	Height:
Overall Size:	565mm	580mm	675mm
Small Drawer (x3):	470mm	375mm	60mm
Medium Drawer (x1):	470mm	375mm	85mm
Large Drawer (x1):	470mm	375mm	135mm



C

HEAVY DUTY

C API5659

1 Shelf Locker Mobile Industrial Cabinet

Specification:	Width:	Depth:	Height:
Overall Size:	565mm	580mm	675mm
Internal Dimensions:	475mm	510mm	475mm



D

Premier INDUSTRIAL™

D APICCOMBO1

Industrial Mobile Storage System with Shelf

Supplied with six panels; three louvred, to accept storage bins, and three perforated, which can be used with Sealey TTS Series clips for tool storage. These can be mounted in any configuration, allowing the user to customise the design to suit their needs. It also includes a single shelf, which can be mounted at various heights. Four heavy-duty castors, of which two are fitted with toe locks, give smooth manoeuvrability around the workplace.

Overall Size (W x D x H):	960 x 640 x 1605mm
Perforated Panel Size (W x H):	925 x 1350mm
Louvred Panel Size (W x H):	925 x 1350mm



D



A-D SEE RIGHT
Industrial Freestanding
Cabinets

10 YEAR
GUARANTEE*



Each cabinet is fully lockable and supplied with two keys. Drawers have a safety locking mechanism to prevent inadvertent opening.



Each drawer fitted with fixed front to back dividers and supplied with a quantity of cross dividers. Each drawer is supported by heavy-duty drawer slides and can hold up to 100kg evenly spread.



E API2103
3-Level Industrial Workshop Trolley

Ideal for use in any garage or workshop environment. Two deep-walled shelves give tool and component security. Adjustable legs on trolley allow the user to set at their desired height. Worktop is installed by placing the top shelf base up, creating a sturdy work surface. Optionally, install the top shelf base down to allow extra storage. Features four swivel castors, two of which have toe locks.

Overall Size (W x D x H):	750 x 445 x 940mm
Shelf Size (W x D x H):	640 x 405 x 45mm
Worktop Size (W x D x H):	750 x 445 x 30mm
Capacity:	300kg(100kg/Level)



A API9005
5 Drawer Industrial Cabinet

Specification:	Width:	Depth:	Height:
Overall Size:	900mm	450mm	900mm
Small Drawer (x2):	765mm	325mm	70mm
Medium Drawer (x3):	765mm	325mm	170mm



B API9007
7 Drawer Industrial Cabinet

Specification:	Width:	Depth:	Height:
Overall Size:	900mm	450mm	900mm
Small Drawer (x6):	765mm	325mm	70mm
Medium Drawer (x1):	765mm	325mm	170mm



C API5658
8 Drawer Industrial Cabinet

Specification:	Width:	Depth:	Height:
Overall Size:	565mm	655mm	1000mm
Small Drawer (x2):	475mm	450mm	60mm
Medium Drawer (x4):	475mm	450mm	80mm
Large Drawer (x1):	475mm	450mm	130mm
X-Large Drawer (x1):	475mm	450mm	180mm



D API7238
8 Drawer Industrial Cabinet

For optional Wheel and Handle Kit (Model No. API725KIT), see page 1032.


Specification:	Width:	Depth:	Height:
Overall Size:	725mm	655mm	1000mm
Small Drawer (x2):	630mm	450mm	60mm
Medium Drawer (x4):	630mm	450mm	80mm
Large Drawer (x1):	630mm	450mm	130mm
X-Large Drawer (x1):	630mm	450mm	180mm



F SEE BELOW
Drawer Dividers

Horizontal drawer dividers to further personalise storage layout. Suitable for drawers in the following models in Premier Industrial Range: API5655A, API5655B, API5656, API7238, API5657A, API5657B, API5658.

Model No:	Width:	Height:
API-DIV06	155mm	45mm
API-DIV07	155mm	65mm
API-DIV08	155mm	115mm
API-DIV09	155mm	165mm
API-DIV10 NEW	155mm	265mm




A API8810
2 Drawer & 1 Shelf Double Industrial Locker Cabinet

Industrial quality two drawer and double door, freestanding locker cabinet. Drawers run on heavy-duty drawer slides with load bearing of up to 100kg. Each drawer fitted with fixed dividers running front to back and supplied with cross dividers for personalised storage layout. Fitted with two high quality locks and supplied with four coded keys.

Specification:	Width:	Depth:	Height:
Overall Size:	900mm	450mm	1000mm
Medium Drawer (x2):	790mm	325mm	80mm
Internal Cabinet Overall Size:	840mm	420mm	645mm


B APICCOMBOH2
2 Shelf Industrial Cabinet

Industrial quality, double door, freestanding cabinet with two shelves. Unit is easy to assemble with minimal tools required. Durable, scuff resistant, adjustable shelves, each holding up to 150kg. Reinforced steel doors with zinc plated locking bars providing 3-point locking mechanism. Supplied with two coded keys. Ideal for home, office, garage or workshop use.

Specification:	Width:	Depth:	Height:
Overall Size:	900mm	450mm	900mm
Shelf Size (x2):	840mm	380mm	30mm
Internal Cabinet Overall Size:	850mm	420mm	810mm
Cabinet Only (No Shelves):	APIC900H NEW		
Shelf Only - Pack of 2:	APICS2 NEW		
Shelf Only - Pack of 4:	APICS4 NEW		


C API1103B
5 Drawer & 1 Shelf Industrial Cabinet

Industrial quality five drawer and single shelf, freestanding locker cabinet. All drawers run on heavy-duty drawer slides with load bearing of up to 100kg. Each drawer fitted with fixed dividers running front to back and supplied with cross dividers for personalized storage layout. Fitted with two high quality locks and supplied with four coded keys.

Specification:	Width:	Depth:	Height:
Overall Size:	1105mm	580mm	800mm
Medium Drawer (x3):	470mm	450mm	80mm
X-Large Drawer (x2):	470mm	450mm	180mm
Internal Cabinet Overall Size:	475mm	550mm	700mm


D API1103A
5 Drawer & 1 Shelf Industrial Mobile Workstation

Industrial quality five drawer and single shelf, mobile locker cabinet. Perforated rear panel ideal for hanging frequently used tools so they are to hand when needed. All drawers run on heavy-duty drawer slides with load bearing of up to 100kg. Each drawer fitted with fixed dividers running front to back and then supplied with cross dividers for personalised storage layout. Fitted with four Ø60mm wheels two locking castors and two fixed to allow unit to be taken to the work area. Fitted with two high quality locks and supplied with four coded keys.

Specification:	Width:	Depth:	Height:
Overall Size:	1170mm	580mm	1450mm
Medium Drawer (x3):	470mm	450mm	80mm
X-Large Drawer (x2):	470mm	450mm	180mm
Internal Cabinet Overall Size:	475mm	550mm	700mm



10 YEAR GUARANTEE* 10 Year guarantee on all Premier Industrial™ modular storage units.

A-D SEE BELOW

Industrial Cabinets

Four variants of industrial quality, double door, freestanding cabinets with a range of internal shelving and drawer options, to suit use. Cabinets easily assembled with minimal tools required. Durable, scuff resistant, adjustable shelving each with a weight limit of 150kg. Drawers run on heavy-duty ball-bearing slides, each with a weight limit of 75kg. Reinforced steel doors with zinc plated locking bars provide 3-point locking. Supplied with two coded keys. Ideal for home, office, garage or workshop use.

A APICCOMBOF4

1800mm 4 Shelf Industrial Cabinet

Specification:	Width:	Depth:	Height:
Overall Size:	900mm	450mm	1800mm
Shelf Size (x4):	840mm	380mm	30mm
Internal Cabinet Size:	850mm	420mm	1710mm

B APICCOMBO2

1800mm 2 Drawer 3 Shelf Industrial Cabinet

Specification:	Width:	Depth:	Height:
Overall Size:	900mm	450mm	1800mm
Medium Drawer (x1):	775mm	330mm	100mm
Large Drawer (x1):	775mm	330mm	200mm
Shelf Size (x3):	840mm	380mm	30mm
Internal Cabinet Size:	850mm	420mm	1710mm

C APICCOMBO5

1800mm 5 Drawer 3 Shelf Industrial Cabinet

Specification:	Width:	Depth:	Height:
Overall Size:	900mm	450mm	1800mm
Medium Drawer (x3):	775mm	330mm	100mm
Large Drawer (x2):	775mm	330mm	200mm
Shelf Size (x3):	840mm	380mm	30mm
Internal Cabinet Size:	850mm	420mm	1710mm

D APICCOMBO7

1800mm 7 Drawer 3 Shelf Industrial Cabinet

Specification:	Width:	Depth:	Height:
Overall Size:	900mm	450mm	1800mm
Medium Drawer (x7):	775mm	330mm	100mm
Shelf Size (x3):	840mm	380mm	30mm
Internal Cabinet Size:	850mm	420mm	1710mm



E APICB

API Industrial Cabinet Base Unit

Optional base for Model No's APICCOMBOF4, APICCOMBO2, APICCOMBO5 and APICCOMBO7. Features four height-adjustable rubber feet for levelling on uneven floors, giving added stability to the units.

Overall Size (W x D x H):	840 x 405 x 50mm
---------------------------	------------------



HEAVY DUTY Adjustable Shelves



HEAVY DUTY Adjustable Shelves



Configure Your Own Cabinet

Add additional components to your cabinet or build your own.

Cabinet Only:	APIC1800F NEW
Drawer 100mm Deep - Single:	APICD100 NEW
Drawer 200mm Deep - Single:	APICD200 NEW
Shelf Only - Pack of 2:	APICS2 NEW
Shelf Only - Pack of 4:	APICS4 NEW

HEAVY DUTY Adjustable Shelves



A-C SEE BELOW
Shelves for Back Panels

Single shelves that can be positioned at various heights. Must be used in conjunction with Back Panel Assembly (items **D** to **F**).

Model No:	Width:	Compatibility:
A API11	1440mm	APIBP1500
B API12	1720mm	APIBP1800
C API13	2040mm	APIBP2100

D-F SEE BELOW
Back Panel Assemblies

Mounts simply onto workbench top. Supplied with two louvred panels and two Perfo tool storage back panels that help to keep work area free and tidy. Storage bins and hooks supplied separately.

Model No:	Size (W x H):	Compatibility:
D APIBP1500	1455 x 825mm	APIBP1500
E APIBP1800	1735 x 825mm	APIBP1800
F APIBP2100	2055 x 825mm	APIBP2100

G-I SEE BELOW
Industrial Workbenches

Manufactured from heavy gauge steel, these benches are the top end of our range with a weight capacity of 1000kg (evenly distributed). Fitted with adjustable feet to ensure work surface is level, even if your floor is not. 40mm Thick laminate worktop is edged with double thick trim. Optional drawer units, vice support or back panels, easily attach converting the workbench into a workstation.


Model No:	Overall Size (W x D x H):
G API1500	1500 x 750 x 850mm
H API1800	1800 x 750 x 850mm
I API2100	2100 x 750 x 850mm

J-N SEE BELOW
Drawer Units for API Series Workbenches

Optional single, double or triple drawer units for our API Series of Industrial Workbenches. Supplied with fixing kit allowing unit to be securely mounted. Each drawer fitted with fixed dividers running front to back and supplied with cross dividers for personal storage layout. Supplied with high quality lock and two coded keys.

Model No:	Drawer Size (W x D x H):	Overall Size (W x D x H):
J API14	300 x 450 x 70mm (x1)	405 x 580 x 180mm
K API15	300 x 450 x 70mm (x2)	405 x 580 x 280mm
L API16	300 x 450 x 70mm (x2) 300 x 450 x 115mm (x1)	405 x 580 x 450mm
M API8	510 x 485 x 80mm (x1)	565 x 580 x 180mm
N API9	510 x 485 x 80mm (x2)	565 x 580 x 280mm

A-C

D-F
HEAVY DUTY

G-I
HEAVY DUTY

 1.5m
Table Width

 1.8m
Table Width

 2.1m
Table Width


Optional drawer units, see below.

HEAVY DUTY
Ball Bearing Drawer Slides
J

1 Drawer



1 Drawer

M

N

2 Drawer


K

2 Drawer

L

3 Drawer



A-C

NEW

**Ball bearing
Drawer Slides**

**HEAVY
DUTY**



**Premier
INDUSTRIAL™**

A-C SEE BELOW

Complete Industrial Workstation & Cabinet Combos

Manufactured from heavy gauge steel which is powder coated for rust and solvent protection. Cabinet drawers run on heavy-duty ball-bearing drawer slides with high load capacity. Workbench is fitted with adjustable feet and 40mm thick laminate worktop edged with double thick trim. These items are heavy. Extra assistance must be provided at the delivery point to help safe delivery.

	A	B	C
Model No:	API1500COMB02	API1800COMB02	API2100COMB02
Overall Size (W x D x H):			
Workbench:	1500 x 750 x 850mm	1800 x 750 x 850mm	2100 x 750 x 850mm
Cabinet:	565 x 580 x 700mm	565 x 580 x 700mm	565 x 580 x 700mm
Drawers:	565 x 580 x 280mm	565 x 580 x 280mm	565 x 580 x 280mm

D



D SCR13

Workshop Stool with Swivel Seat

4-Legged steel construction with a polished Chrome plate finish for resistance to corrosion. Strengthening rings for stability, lower one also acts as a foot rest. Ø350mm Swivel seat rotates fully through 360° and is padded for extra comfort.

Capacity:	136kg
Height:	750mm

G



G SCR17

Heavy-Duty Pneumatic Workshop Stool with Adjustable Height Swivel Seat

4-Legged heavy-duty steel construction with a polished Chrome plate finish for corrosion resistance. Heavy-duty Ø32mm strengthening ring for stability which also acts as a foot rest. Ø365mm Swivel seat features pneumatic height adjustment, rotates fully through 360° and is made from high-density foam with a black PU imitation leather cover for extra comfort and style.

Capacity:	150kg
Minimum/Maximum Height:	695-815mm

E



F



**Premier
INDUSTRIAL™**

**ADJUSTABLE
HEIGHT**

**HEAVY
DUTY**

**10 YEAR
GUARANTEE***

E-F SEE BELOW

Pneumatic Workshop Stools with Adjustable Height Swivel Seat & Back Rest

4-Legged heavy-duty steel construction with a black powder coat finish for corrosion resistance. Strengthening ring for stability, which also acts as a foot rest. Ø410mm Swivel seats feature pneumatic height adjustment and rotate fully through 360°. Both stools are padded and are made from high density foam with a black faux leather cover for extra comfort and style. Both also feature a back rest for better support.

	E	F
Model No:	SCR02B	SCR03B
Capacity:	150kg	150kg
Minimum/Maximum Height:	510-650mm	570-710mm

A NEW



B NEW



Superline PRO

5 YEAR GUARANTEE*

On all Superline PRO® Storage Units.

C



HEAVY DUTY



D



A-B SEE BELOW

Wall Mounted Foldable Workbenches

Wall mounted foldable workbenches, ideal for garages and workshops where space is at a premium. Both models feature a heavy-duty metal workbench with 100kg capacity and are supplied with 600mm wall mount bracket and hardware pack. Back panel pegboard design compatible with Sealey TTS Hooks with a 10cm deep gap for tool storage. Lockable design for added security of contents within. Also features two cable and plug grommet holes either side for corded tools or power strip.

C-D

Motorcycle Helmet & Gear Tidies

Powder coated steel construction, for added corrosion resistance. Designed to organize the storage of gloves, clothing and helmets.

	A	B
Model No:	APWMW01	APWMW02
Overall Size (W x D x H):		
Open:	914 x 620 x 560mm	1100 x 670 x 610mm
Cabinet Closed:	914 x 80 x 560mm	1100 x 80 x 610mm
Workbench:	914 x 470 x 30mm	1100 x 520 x 30mm


	C	D
Model No:	MS080	MS081
Width:	Top Shelf; 240mm, Bottom Shelf; 240mm	490mm
Depth:	Top Shelf; 405mm, Bottom Shelf; 160mm	350mm

E NEW




HEAVY DUTY

Superline PRO



F



E APWSR01

Heavy-Duty Wall Mounted Storage Rack

Heavy-duty wall mounted storage rack ideal for workshops, garages and warehouses. Features sturdy steel construction and supplied with hardware pack. Suitable for storing a large variety of items with weight capacity of 100kg.

Overall Size (W x D x H):	1218 x 600 x 650mm
----------------------------------	--------------------

F APHKIT2

10pc Ultimate Multipurpose Storage Hook Kit

Contains wall mountable hook rails (x3) and multipurpose hooks (x7). Ideal for use in a garage, shed or around the home to save space. Powder coated to prevent oxidation. PVC Wrapped to avoid damage to tools and equipment. Easy to install and easy to relocate. Includes double S-hook, single hooks (x2), double prong hooks (x2), large J-hooks (x2). Each hook holds up to 20kg. Overall maximum load on single hook rail 110kg. Overall width of single hook rail is 610mm. Fixings not included. For our full range of storage hooks, see page 1052.



A-C SEE RIGHT

Racking Units

Fully painted steel frame with five MDF shelves. No nuts and bolts allowing simple assembly. Clips together in minutes. 2-Piece uprights allow use as a single bay rack or split into two separate shelf systems or workstations.

	A	B	C
Model No:	AP6150	AP6350	AP6500
Size (W x D x H):	800 x 300 x 1800mm	900 x 400 x 1800mm	900 x 425 x 1800mm
Capacity Per Level:	150kg	350kg	500kg
Total Capacity:	750kg	1750kg	2500kg



All items on this page can also be used as a workstation.



Display material not included.

D-E SEE RIGHT

Racking Units

Galvanized steel frame with five MDF shelves. No nuts and bolts allowing simple assembly. Clips together in minutes. 2-Piece uprights allow use as a single bay rack or split into two separate shelf systems or workstations.

	D	E
Model No:	AP6150GS	AP6350GS
Size (W x D x H):	800 x 300 x 1800mm	900 x 400 x 1800mm
Capacity Per Level:	150kg	350kg
Total Capacity:	750kg	1750kg



A AP7200
Racking Unit - 200kg Capacity Per Level
 Fully painted steel frame with five MDF shelves. 200kg Capacity per level giving a maximum capacity of 1000kg per rack. Boltless design means no tools required to assemble. Slots together in minutes. 2-Piece uprights allow use as a single bay rack or split into two separate shelf systems or workstations. Can be used in conjunction with Model No. AP7150C Corner Unit.

Overall Size (W x D x H): 910 x 410 x 1830mm



B AP7150C
Corner Racking Unit - 150kg Capacity Per Level
 Fully painted steel frame with five MDF shelves. Space-saving corner unit with 150kg capacity per level giving a maximum capacity of 750kg per rack. Boltless design means no tools required to assemble. Slots together in minutes. 2-Piece uprights allow use as a single bay rack or split into two separate shelf systems or workstations. Ideal for use in conjunction with Model No. AP7200 Racking Unit.

Overall Size (W x D x H): 730 x 730 x 1830mm



Display materials not included.



Display materials not included.



C AP900R
Racking Unit - 340kg Capacity Per Level
 Fully painted steel frame with five chipboard shelves. 340kg Capacity per level giving a maximum capacity of 1700kg per rack. Boltless design ensures simple assembly. Slots together in minutes. 2-Piece uprights allow use as a single bay rack or split into two separate shelf systems or workstations.

Overall Size (W x D x H): 915 x 460 x 1830mm



D AP1200R
Racking Unit - 220kg Capacity Per Level
 Fully painted steel frame with five chipboard shelves. 220kg Capacity per level giving a maximum capacity of 1100kg per rack. Boltless design ensures simple assembly. Slots together in minutes. 2-Piece uprights allow use as a single bay rack or split into two separate shelf systems or workstations.

Overall Size (W x D x H): 1220 x 460 x 1830mm



E AP6548
Racking Unit - 600kg Capacity Per Level
 Fully painted steel frame with five MDF shelves. Z Shape beams offer added strength with 600kg capacity per level, giving a maximum capacity of 3000kg per rack. Boltless design ensures simple assembly. Clips together in minutes. Use as a single bay full height rack or split into two separate half height storage stations.

Overall Size (W x D x H): 1215 x 460 x 1830mm



A AP6372
Heavy-Duty Racking Unit with 4 Mesh Shelves - 640kg Capacity Per Level

Fully painted steel frame with four heavy-duty wire mesh shelves. Industrial structured beams offer added strength with 640kg capacity per level, giving a maximum capacity of 2560kg per rack. Boltless design ensures simple assembly. Clips together in minutes. Suitable storage solution for workshop, bodyshop, warehouse and agricultural environments.

Overall Size (W x D x H): 980 x 600 x 1830mm



B AP6572
Heavy-Duty Racking Unit with 4 Mesh Shelves - 640kg Capacity Per Level

Fully painted steel frame with four heavy-duty wire mesh shelves. Industrial structured beams offers added strength with 640kg capacity per level. Boltless design ensures simple assembly. Clips together in minutes. Suitable storage solution for workshop, bodyshop, warehouse and agricultural environments.

Overall Size (W x D x H): 1955 x 600 x 1830mm



C AP6372E
Heavy-Duty Racking Extension Pack with 4 Mesh Shelves - 640kg Capacity Per Level

Pack includes one upright end frame and four heavy-duty mesh shelves. Connects to Model No. AP6372 and AP6572 to make one extra bay. No limit to the number of bays that can be added, to make a continuous run.

Overall Size (W x D x H): 910 x 600 x 1830mm



D AP6572E
Heavy-Duty Racking Extension Pack with 4 Mesh Shelves 640kg Capacity Per Level


Pack includes one upright end frame and four heavy-duty wire mesh shelves. Connects to Model No's AP6572 and AP6372 to make one extra bay. No limit to the number of bays that can be added, to make a continuous run.

Overall Size (W x D x H): 1885 x 600 x 1830mm



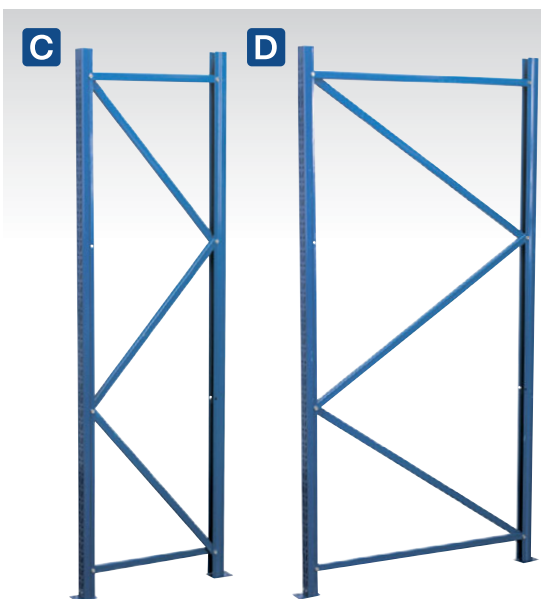
A APR2701
Heavy-Duty 3 Beam Set Shelving Unit - 900kg Capacity Per Level
 Shelving unit with upright frames and cross beams. 900kg Capacity per level. Designed for use with chipboard shelving (not included). Optional Safety Locking Pins - Pack of 12. Order Model No. APR/SH12. Optional Chipboard Panel Supports. Order Model No. APR/CPS602.

Beam Width:	1150mm
Shelf Capacity:	900kg
Total Capacity:	2700kg
Overall Size (W x D x H):	1150 x 600 x 2000mm




B APR3001
Heavy-Duty 3 Beam Set Racking Unit - 1000kg Capacity Per Level
 Racking unit with upright frames and cross beams. 1000kg Capacity per level. Designed for direct loading of small storage pallets. Optional Safety Locking Pins - Pack of 12. Order Model No. APR/SH12. Optional Chipboard Panel Supports. Order Model No. APR/CPS1002.

Beam Width:	2250mm
Shelf Capacity:	1000kg
Total Capacity:	3000kg
Overall Size (W x D x H):	2250 x 1000 x 2000mm



C-D SEE BELOW
Upright Frames
 Metal frames consist of uprights joined by spacers and diagonal struts. The uprights are supplied with metal base plates that may be fastened to the floor. Uprights are finished in heavy-duty coating to prevent corrosion and maintain appearance of shelving. The length of the spacers and struts determines the depth of the frames and these are available in two depths. Frames supplied individually.

	C	D
Model No:	APR602	APR1002
Size (D x H):	600 x 2000mm	1000 x 2000mm



E-F SEE BELOW
Shelving Panel Supports
 Clips between front and rear beam and prevents MDF panel sagging excessively. Recommended for applications where shelves are loaded towards their full capacity for prolonged periods. Supplied individually.

Model No:	APR/CPS602	APR/CPS1002
Size:	545mm	1000mm



G-H SEE BELOW
Cross Beams
 APRB Beams are designed to take an MDF shelf. APRT beams are suitable for direct loading of small storage pallets. Sold in pairs.

	G	H
Model No:	APRB1152	APRT2252
Width:	1150mm	2190mm
Capacity:	900kg	1000kg



I APR/SH12
Safety Locking Pin - Pack of 12
 Optional safety device to prevent inadvertent removal of beam. Pins clip into upright and prevent beam riding up and out of location point. Supplied in a pack of 12 pins.



A STR600

2-Level Tyre Rack - 200kg Capacity Per Level

2-Level static tyre rack helps keep working area clean and tidy. Stores up to 26 tyres, 13 per level, with a total capacity of 400kg (200kg/Level). Steel construction with a powder coated finish giving corrosion resistance.

Overall Size (W x D x H):	1950 x 455 x 2000mm
Beam Width:	1840mm
Maximum Capacity:	400kg (200kg/Level)



B STR600E

2-Level Tyre Rack Extension - 200kg Capacity Per Level

Extension unit for Model No. STR600. Supplied as three pairs of cross beams and a single upright in order to reduce cost when looking to build multiple tyre racks. Stores up to 26 tyres, 13 per level, with a total capacity of 400kg (200kg/Level) when used with Model No. STR600.

Overall Size (W x D x H):	1950 x 455 x 2000mm
Beam Width:	1840mm
Maximum Capacity:	400kg (200kg/Level)



C STR007

2-Level Mobile Tyre Rack - 200kg Capacity Per Level

2-Level mobile tyre rack helps keep working area clear. Unit is on wheels for easy manoeuvrability when needing to take the tyres to point of work, ideal for use track side. Steel construction with a powder coated finish giving corrosion resistance. Stores up to 12 tyres, 6 per level, with a total capacity of 400kg (200kg/Level).

Overall Size (W x D x H):	915 x 455 x 1700mm
Maximum Capacity:	400kg (200kg/Level)



D STR001

Wall or Floor Mounting Extending Tyre Rack

Wall or floor mounting tyre rack helps keep work area tidy. Steel construction with a powder coated finish giving corrosion resistance. Adjustable width to suit space available. Holds up to 90kg when wall mounted.

Overall Size (W x D x H):	1680 x 740 x 710mm
Minimum Usable Width:	1215mm
Maximum Usable Width:	1570mm





A STR004
Wheel Storage Trolley - 100kg Capacity

Completely freestanding wheel storage trolley for all types of wheels with rim size over Ø225mm. Easy to assemble. The rack has four locking castors for easy manoeuvring around the garage. Eliminates tyre distortion due to loss of tyre pressure. Supplied with rim protecting supports.

Overall Size (W x D x H):	460 x 460 x 1160mm
Wheel Capacity:	4
Minimum Rim Size:	Ø225mm
Maximum Weight Capacity:	100kg (25kg per Level)



B APWH
Wall Mountable Storage Hooks - Set of 4

Set of four wall mountable storage hooks ideal for organising your garage or workshop. Heavy-duty construction with a capacity of 50kg per hook. Can be used to store vehicle wheels as well as items such as ladders, bicycles and much more. Easy to fit with all mounting hardware included.

Pack Quantity:	4
-----------------------	---



C STR.C
Wheel Storage Trolley Cover

Water-resistant wheel cover to fit Model No. STR004 storage trolley.

Size (Diameter x Height):	Ø630mm x 760mm
----------------------------------	----------------



D STR006
Tyre Storage/Transport Dolly

Tyre storage/transport dolly ideal for use with up to eight tyres. Four Ø75mm swivel TPR castors, one featuring a brake providing smooth and quiet manoeuvrability around the workplace. The dolly has a capacity of 136kg.

Overall Size (W x D x H):	640 x 640 x 110mm
Wheel Capacity:	8
Maximum Weight Capacity:	136kg



E TH002
Wheel & Tyre Handling Dolly - 127kg Capacity

Enables commercial sized wheels and tyres to be removed/installed on hub studs.


Length:	1255mm
Fork Centres:	535mm



F TH003
Tyre Trolley - 150kg Capacity

Pick-up and transport stacks of car tyres with ease. Strong tubular steel construction with welded joints. Pneumatic tyres allow easy transportation over rough ground.

Minimum/Maximum Jaw Capacity:	420/900mm
Height:	1520mm





A APCSTS
Collapsible Magnetic Parts Tray Set

Manufactured from oil resistant ABS + Silica gel with five small locating magnets. Ideal for storing nuts, bolts, screws, washers and sockets during disassembly or assembly. Attaches to any ferrous surface. Suitable for dismantlers, recovery vehicles and engine rebuilders. Retracts flat for easy storage.

Open Dimensions (per Tray): 110 x 110 x 50mm
Collapsed Dimensions (per Tray): 110 x 110 x 20mm

Magnetic

B NEW



B APCMTS
Collapsible Magnetic Parts Tray Set of 3

Manufactured from oil resistant silicone. Trays collapse down making these trays easy to store. Inside of the trays are fully magnetic, ideal for storing nuts, bolts, screws, washers and sockets during disassembly/assembly. Soft silicone base for added grip and less chance of scratching surfaces.

Open Dimensions (W x D x H): Large Tray; 280 x 180 x 30mm, Medium Tray; 150 x 130 x 20mm, Small Tray; 130 x 80 x 20mm



C-D SEE BELOW
440mm Laptop & Tablet Stands

Laptop and tablet stands suitable for use with our range of Superline Pro® and Premier Rollcabs (excluding AP24 range). Stands provide a stable and secure platform for laptops or tablets with a width of up to 440mm. Features adjustable height and angle allowing the user to select their desired set-up. Folded lip on support panel hooks onto the rollcabs side, supplied with four mounting screws for added stability. Support panel features three mounting points, front middle and back, so that set-up can be adjusted even when fixed to a rollcab. Ideal for the automotive technician that needs a laptop, tablet or notepad within easy reach and view in the workplace.

Model No:		Colour:	
C APLTS		Red	
D APLTSB		Black	
Width:	Height Adjustment:	Platform Size (W x D):	Platform Angle:
515mm	155mm	440 x 300mm	45°



E-F SEE BELOW
Magnetic Cup/Can Holders

Magnetic durable plastic cup or aerosol can holders, designed to be attached to any flat ferrous metal surface such as toolboxes and trolleys. Four powerful magnets have a protective vinyl covering to prevent damage occurring to the surface they're mounted on.

Model No:		Colour:	
E APCH		Red	
F APCHB		Black	

A NEW



Magnetic

B NEW



A-B SEE BELOW

Magnetic Cable Tie Holders


Steel cable tie holders. Attaches to any ferrous surface. With three compartments for varying lengths of cable ties. Three magnetic fixings with rubber pads to prevent slipping. Industrial powder coated finish. Supplied with 200 cable ties in three sizes.

Model No:	Colour:
A APCTH	Red
B APCTHHV	Green
Overall Size:	Size (W x D x H):
Largest Holder:	90 x 30 x 225mm
Middle Holder:	30 x 30 x 225mm
Smallest Holder:	30 x 30 x 125mm
Cable Tie Sizes Supplied:	30 x 30 x 75mm
	100, 160, 300mm



For full range of cable ties see page 1109.

C



Magnetic

Premier

C WR03

Magnetic Spanner Rack

Magnetic spanner rack with protective foam backing, ideal for tool chests or any ferrous surface. Allows easy identification of spanners and can be wall mounted.

Spanner Capacity:	12
Length:	190mm

D



Magnetic

D APSDH

Magnetic Screwdriver Holder

Magnetic screwdriver holder designed to be attached to any flat ferrous metal surface such as toolboxes and trolleys. Holds up to nine screwdrivers. Three powerful vinyl covered magnets protect toolbox surface from damage.

Tray Size (W x D x H):	288 x 60 x 60mm
-------------------------------	-----------------

G

Magnetic



G APTT310

Magnetic Tool Storage Tray

Heavy gauge steel construction. Powerful cushioned magnets adhere to any ferrous surface. Ideal for use with toolboxes. Holds up to 1.17kg.

Tray Size (W x D x H):	310 x 115 x 30mm
-------------------------------	------------------

E

Magnetic

Gloves not included.



E APGD

Magnetic Glove Dispenser

Dispenser attaches to any ferrous surface and can also be wall mounted. Four small magnets hold the dispenser in place. Suitable for packs of 50/100 disposable gloves. Self-adjusting springs to hold different box sizes.

Maximum Box Size (W x D x H):	140 x 90 x 250mm
Overall Size (W x D x H):	146 x 95 x 254mm

H



Magnetic

F

Magnetic



F APMH

Magnetic Impact Wrench Holder

Ideal for holding 1/2" Sq Drive impact wrenches. Design of the holder also allows four sockets up to 1/2" Sq Drive to be stored so they are within easy reach. A hook at the base of the holder can be used for convenient storage of air hoses, torque wrenches, ratchet wrenches and other such accessories.

Capacity:	15kg
------------------	------


H MSH02

2 Gun Magnetic Spray Gun Holder

Heavy-duty magnetic bracket with two large magnets, which will adhere to any ferrous surface. Composite covered magnets prevent scratching of surface. Suitable for storing up to two spray guns.

Size (W x H):	200 x 118mm
----------------------	-------------

A Magnetic



B Magnetic



B



A-B SEE BELOW

Magnetic Pegboards

Magnetic pegboards designed to be attached to any flat ferrous metal surface such as toolboxes and trolleys. Supplied with 18 single hooks. Six powerful vinyl covered magnets give support to hold up to 6kg of weight.

Model No:	Overall Size (W x H):	Colour:
A APPB	450 x 230mm	Red
B APPBB	450 x 230mm	Black

C



D



E



F



E




C-F SEE BELOW

Non-Slip Flexible Tool Trays

Flexibility allows trays to adjust to the surface they are laid on. Unique anti-static rubber design grips tools whilst also protecting the car paint finish. Can be used as mobile tool storage around the garage or workshop or alternatively used for tidy in-tray storage in rollcabs and toolboxes. Oil and water-resistant.

Model No:	Tray Size (W x D x H):
C APNST1	275 x 140 x 30mm
D APNST2	275 x 225 x 30mm
E APNST3	590 x 305 x 40mm
F APNST4	Contains one each of the above

H



G




G-H SEE BELOW

9pc Tool Storage Organiser Sets

A wide range of Composite and TPR storage solutions to help maintain an organised toolbox or workstation. Securely holds spanners, sockets, screwdrivers, pliers and small parts for easy identification.


Contents:	15pc Spanner Rack, 15pc Reverse Spanner Rack, 3/8" Sq Drive Socket Rail (6-19mm), Screwdriver Rack (x2), Pliers Rack, Drawer Dividers (x2), Parts Tray
------------------	--

Model No:	Colour:
G TSK01	Red
H TSK01HV	Green



A

- Blue
- Black
- Green
- Orange 30mm
- Red 50mm



A SEE BELOW


Easy Peel Shadow Foam®

Create your own tool tray inserts with this easy peel foam. Layered foam allows for depths to be set to suit the tool. Bright coloured foam underneath a black top highlights tools for a professional look. Can be cut to fit any tool tray or drawer. Made from 100% Polyethylene.

Size (W x D x H):	1200 x 550 x 30mm
Model No:	Colour:
SF30B	Blue/Black
SF30BK	Black/Black
SF30G	Green/Black
SF30OR	Orange/Black
SF30R	Red/Black
SFPK30R (Pack of 3) NEW	Red/Black
Size (W x D x H):	1200 x 550 x 50mm
Model No:	Colour:
SF50B	Blue/Black
SF50BK	Black/Black
SF50G	Green/Black
SF50OR	Orange/Black
SF50R	Red/Black
SFPK50R (Pack of 3) NEW	Red/Black



1 Cut the foam to the size of your drawer.



2 Cut around your tool to the required depth.



3 Pull out the foam and put in your tool.




B 2845 x 450mm


B AP/NSL Non-Slip Liner

Conceived initially for use as drawer liners for tool chests and rollcabs. Unique non-slip design offers a wide range of different uses. The liner is proofed against mildew, mould and moths. Use in the workshop, garage, home, car and boat where its non-slip properties make it indispensable.

Overall Size (W x D x H):	2845 x 450 x 4mm
Roll Size:	2845 x 450mm
Thickness:	4mm



B



A-G SEE RIGHT

Polypropylene Floor Tiles

Heavy-duty floor tiles made from 100% polypropylene ideal for customising any garage or workshop environment. Tiles click together easily without the need for tools. Treadplate finish provides an anti-slip and durable surface. Floor tiles sold in a pack of nine, covering 1.44m². Edging and corner pieces sold separately.

Tile Size:	400 x 400mm
Tile Thickness:	18mm
Thickness of Wear Layer:	0.5mm
Floor Coverage:	1.44m ²
Pack Quantity:	9

Model No:	Colour:
A FT3B	Black
B FT3BL	Blue
C FT3G	Grey
D FT3GR	Green
E FT3R	Red
F FT3Y	Yellow
G FT3W	White

H SEE BELOW

60 x 60mm Polypropylene Floor Tile Corners - Packs of 4


Model No:	Colour:
FT3CB	Black
FT3CR	Red
FT3CY	Yellow



I SEE BELOW

400 x 60mm Polypropylene Floor Tile Edges - Packs of 6

Model No:	Type:	Colour:
FT3EBF	Female	Black
FT3ERF	Female	Red
FT3EYF	Female	Yellow
FT3EBM	Male	Black
FT3ERM	Male	Red
FT3EYM	Male	Yellow



J-M SEE BELOW

Vinyl Floor Tiles with Peel & Stick Backing - Packs of 16

Stylish vinyl floor tiles ideal for any garage or workshop environment. Tiles are quick and simple to install with a peel and stick backing, no need for any additional adhesive. Provides an anti-slip surface which is durable, flame-resistant and water-resistant. Fibreglass reinforced with a 0.5mm wear layer and a UV coating. Supplied in packs of 16 tiles, in two different patterns. Model No's FT1B and FT1S with a treadplate finish and FT2B and FT2S with a coin finish. Available in a choice of either silver or blue.

Model No:	FT1S	FT1B	FT2S	FT2B
Type:	Silver Treadplate Finish	Blue Treadplate Finish	Silver Coin Finish	Blue Coin Finish
Tile Size:	457.2 x 457.2mm	457.2 x 457.2mm	457.2 x 457.2mm	457.2 x 457.2mm
Tile Thickness:	3mm	3mm	3mm	3mm
Thickness of Wear Layer:	0.5mm	0.5mm	0.5mm	0.5mm
Floor Coverage:	3.34m ²	3.34m ²	3.34m ²	3.34m ²
Pack Quantity:	16	16	16	16

A NEW



A AGSR2
Angle Grinder Storage Rack

Wall mounting rack specifically designed for the storage of angle grinders. Left slot can take up to Ø150mm angle grinders whilst right can take Ø180mm angle grinder. Fitted with hooks to keep wires out of the way.

Dimensions (W x D x H):	575 x 50 x 80mm
Power Tool Storage Bays:	2

B



B PTSR2
Power Tool Storage Rack

Wall mountable rack specifically designed for the storage of power tools. Shelf space for power tool battery and chargers. Open fronted bays make tools easily accessible. Supplied flat-packed.

Dimensions (W x D x H):	246 x 230 x 300mm
Power Tool Storage Bays:	2
Shelves:	1

C



C PTSR5
Power Tool Storage Rack

Wall mounting rack specifically designed for the storage of power tools. Shelf space for power tool battery and chargers. Open fronted bays make tools easily accessible. Supplied flat-packed.

Dimensions (W x D x H):	535 x 230 x 300mm
Power Tool Storage Bays:	5
Shelves:	2

D



D AP30SRBE
Power Tool Storage Rack with Power Strip

Wall mounting rack specifically designed for the storage of power tools. Open front bays make power tools easily accessible. Fitted with a power strip (4 x 230V, 2 x 5V 2.4A USB sockets). Side panels made from perforated steel for hook storage. Rust and solvent resistant black crinkle effect paint. Two adjustable storage shelves. 2mm EVA liner for each power tools bay.

Dimensions (W x D x H):	760 x 305 x 620mm
Power Tool Storage Bays:	4
Shelves:	3

E



E AP22SRBE
Power Tool Storage Rack with Drawer & Power Strip

Wall mounting rack specifically designed for the storage of power tools. Open front bays make power tools easily accessible. Fitted with a power strip (4 x 230V, 2 x 5V 2.4A USB sockets). Side panels made from perforated steel for hook storage. Rust and solvent resistant black crinkle effect paint. One drawer with heavy-duty 35mm ball-bearing drawer slides.

Dimensions (W x D x H):	560 x 255 x 355mm
Power Tool Storage Bays:	5
Shelves:	1

E



**Ball Bearing
Drawer Slides**
**HEAVY
DUTY**

**Superline
BLACK EDITION PRO™**

**HEAVY
DUTY**

**Superline
BLACK EDITION PRO™**

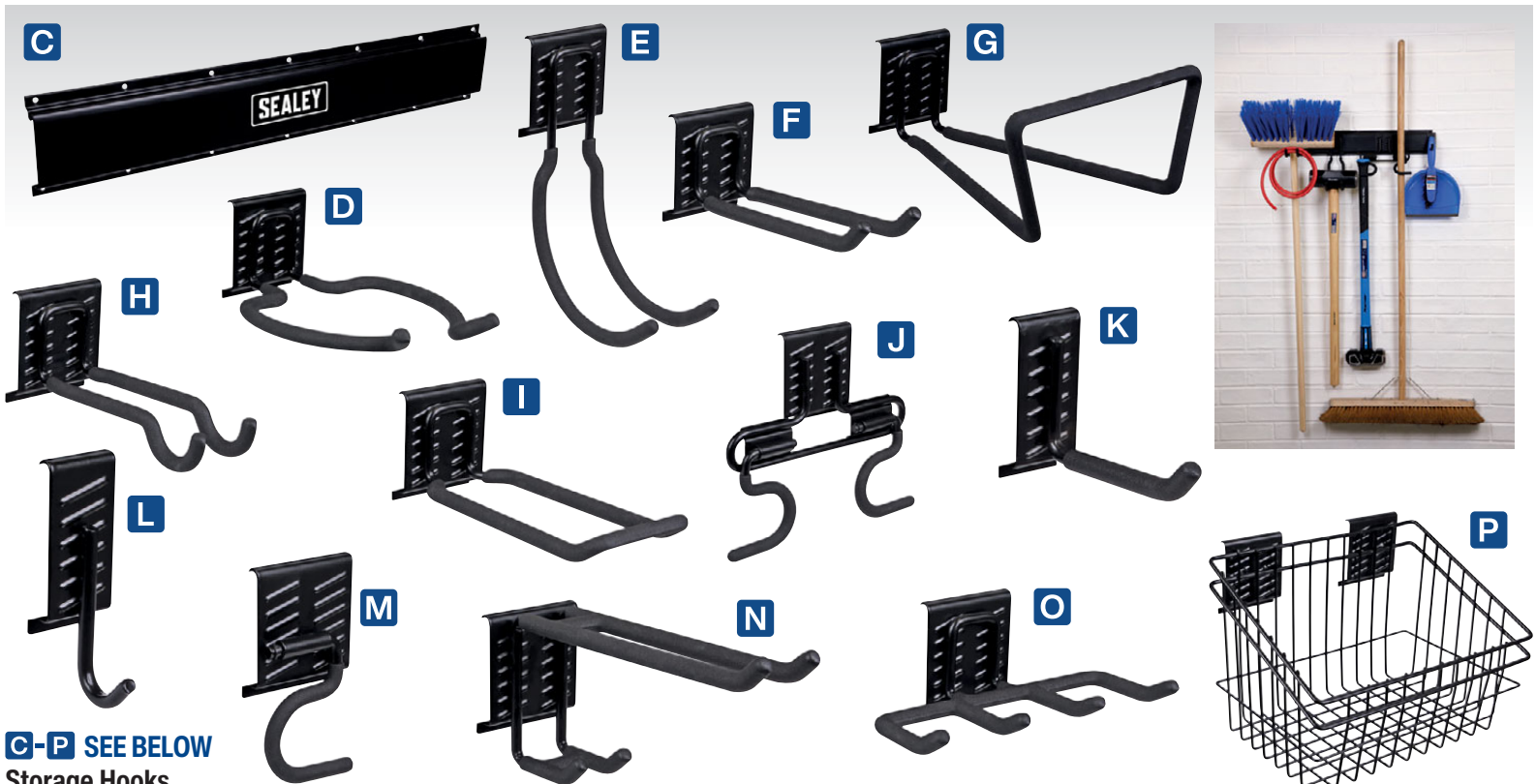



A-B SEE BELOW

Multipurpose Storage Hook Kits

Contains wall mountable hook rail(s). Ideal for use in a garage, shed or around the home to save space. Powder coated to prevent oxidation. PVC Wrapped to avoid damage to tools and equipment. Easy to install and relocate. Each hook holds up to 20kg. Overall maximum load on single hook rail 110kg. Overall width of hook rail is 610mm. Fixings not included.

Model No:	Contents:
A APHKIT1	Hook Rail, Dual Utility Hook, Double Prong Hook, Large J-Hook
B APHKIT2	Hook Rail (x3), Double S-Hook, Single Hook (x2), Double Prong Hook (x2), Large J-Hook (x2)



C-P SEE BELOW
Storage Hooks

Powder coated to prevent oxidation. PVC Wrapped to avoid damage to tools and equipment. Designed to be used in conjunction with Wall Mountable Storage Rail Model No. APH01 for quick and easy installation and repositioning.

	C	D	E	F	G	H	I
Model No:	APH01	APH02	APH03	APH04	APH05	APH06	APH07
Maximum Load:	110kg	20kg	25kg	20kg	20kg	20kg	20kg
Dimensions (W x D x H):	600 x 18 x 100mm	166 x 238 x 90mm	77 x 182 x 230mm	75 x 220 x 90mm	190 x 260 x 105mm	76 x 200 x 90mm	90 x 230 x 90mm

	J	K	L	M	N	O	P
Model No:	APH08	APH09	APH10	APH11	APH12	APH13	APH14
Maximum Load:	25kg	15kg	20kg	30kg	20kg	30kg	15kg
Dimensions (W x D x H):	220 x 40 x 195mm	40 x 140 x 90mm	40 x 60 x 120mm	80 x 30 x 150mm	80 x 265 x 115mm	215 x 130 x 90mm	300 x 230 x 220mm



Hooks and tools not included.


A SEE BELOW
PerfoTool Storage Panels

Heavy gauge epoxy powder coated steel tool storage panels, ideal for organising hand and power tools in the workshop or garage. Available in three sizes.

Model No:	Size (W x H):	Pack Qty:
TTS05	500 x 500mm	2
TTS1	1000 x 500mm	2
TTS2	1500 x 500mm	2

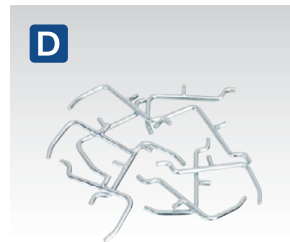
B SEE TABLE
Tool Hooks & Storage Accessories

Choose from our comprehensive range. All hooks and accessories latch into the panel holes and can be secured quickly and effectively with retaining clips supplied. Suitable for the TTS panels above and for those found on pages 1006 to 1023 and 1035 to 1039.




C APSPB
Steel Pegboard - Pack of 2

Overall Size (W x D x H): 825 x 15 x 490mm



D APSPB.H
10pc Hook Set for APSPB Pegboard


Length: 30mm




E S01102
34pc Wall Storage Pegboard Set

Versatile wall storage panels which allow for tools to be positioned as required. Bespoke holders for pliers, spanners, screwdrivers, drills, four composite boxes for small parts storage and an assortment of hooks offering extra versatile storage.

Panel Size (x2) (W x H): 460 x 560mm
Contents: Short Hook (x15), Long Hook (x5), Double Hook (x2), Pliers Holder (x3), Composite Box (x4), Spanner Holder, Screwdriver Holder, Drill Holder




B Model No:	Description:	Pack Qty:
TTS9	10mm Spring Clip	Pack of 5
TTS10	13mm Spring Clip	Pack of 5
TTS11	16mm Spring Clip	Pack of 5
TTS12	19mm Spring Clip	Pack of 5
TTS13	25mm Spring Clip	Pack of 5
TTS14	28mm Spring Clip	Pack of 5
TTS15	6 x 25mm Single Prong Hook - Vertical End	Pack of 5
TTS16	6 x 50mm Single Prong Hook - Vertical End	Pack of 5
TTS17	6 x 75mm Single Prong Hook - Vertical End	Pack of 5
TTS20	6 x 25mm Double Prong Hook - Angled End 30mm Gap	Pack of 5
TTS21	6 x 50mm Double Prong Hook - Angled End 30mm Gap	Pack of 5
TTS22	6 x 75mm Double Prong Hook - Angled End 30mm Gap	Pack of 5
TTS24	Ø60mm Pipe Bracket	Pack of 2
TTS25	Ø100mm Pipe Bracket	Pack of 2
TTS26	Spanner Holder - Capacity 8 Spanners	Single
TTS27	Ø40mm Power Tool Holder	Pack of 2
TTS28	Ø60mm Power Tool Holder	Pack of 2
TTS29	Ø80mm Power Tool Holder	Pack of 2
TTS30	Hex Key Holder	Single
TTS32	450mm Plastic Bin Holder Strip	Single
TTS33	36mm Pliers Hook	Pack of 5
TTS34	50mm Pliers Hook	Pack of 5
TTS35	270mm Socket Holder - Capacity 8 x 1/2" Sq Drive	Single
TTS39	Hacksaw Holder - Capacity 3 Hacksaws	Single
TTS40	225 x 175 x 65mm Storage Tray for Perfo Panel	Single
TTS41	450 x 175 x 65mm Storage Tray for Perfo Panel	Single
TTS42	Screwdriver Holder - Capacity 7 Screwdrivers	Single
TTS43 NEW	85mm Angle Grinder Holder	Single



F S0765
2pc Composite Pegboard Set

Wall-mounting quality composite pegboard. Supplied with an 18pc assorted hook set. Additional hook assortment available, Model No. S0766.

Overall Size (W x H): 615 x 495mm
Individual Board Size (H x W): 495 x 305mm



G S0766
30pc Hook Assortment for Composite Pegboard


Assorted hooks suitable for use with Model No. S0765.

Contents: Small Ring (x2), Large Ring (x3), Curved (x5), Short (x11), Long (x2), Twin (x7)

A-L SEE BELOW

Storage Bins

Manufactured from shockproof polymer which is resistant to mild acids, solvents and oils. Bins have a high thermal stability and resist damage from extremes of temperature. Available in case quantities only.



Model No:	Case Qty:	Colour:	Width:	Depth:	Height:
A TPS124B	24	Blue	105mm	85mm	55mm
B TPS124R	24	Red	105mm	85mm	55mm
C TPS2	48	Blue	105mm	165mm	85mm
C TPS224B	24	Blue	105mm	165mm	85mm
D TPS224R	24	Red	105mm	165mm	85mm
E TPS3	38	Blue	150mm	240mm	130mm
E TPS324B	24	Blue	150mm	240mm	130mm
F TPS324R	24	Red	150mm	240mm	130mm
G TPS4	20	Blue	210mm	355mm	165mm
G TPS412B	12	Blue	210mm	355mm	165mm
H TPS412R	12	Red	210mm	355mm	165mm
I TPS5	12	Blue	310mm	500mm	190mm
I TPS56B	6	Blue	310mm	500mm	190mm
J TPS56R	6	Red	310mm	500mm	190mm
K TPS2D	28	Blue	105mm	240mm	85mm
L TPS3D	16	Blue	145mm	335mm	125mm

Maximum Quantity of Bins Per Panel						
Bin Model No.						
	TPS124R TPS124B	TPS2 TPS224R TPS224B	TPS3 TPS3D TPS324R TPS324B	TPS4 TPS412R TPS412B	TPS56R TPS56B	
Panel Model No.	TPS6	20	16	9	4	2
TPS7	48	32	18	8	6	
TPS7V	52	36	18	10	4	
TPS8	72	48	30	14	8	
TPS8V	76	52	27(30*)	14	6	

*Using bottom row, with bin hanging below panel.

M-Q SEE BELOW

Parts Storage Panels

Our TPS louvred panels (three vertical and two horizontal), give you the versatility to build up a storage system according to the wall space available. Five different sizes available to help you utilize maximum storage. The heavy gauge epoxy powder coated steel back panels are made in the UK and will withstand years of use. Panels are packed and priced in pairs. Order storage bins separately, available in seven sizes, with different pack sizes and colours.

	M	N	O	P	Q
Model No:	TPS6	TPS7	TPS8	TPS7V	TPS8V
Width:	500mm	1000mm	1500mm	500mm	500mm
Height:	500mm	500mm	500mm	1000mm	1500mm
Pack Quantity:	2	2	2	2	2

A NEW 8.5L Capacity



B NEW 15L Capacity



C NEW 30L Capacity



D NEW 55L Capacity




A-D SEE BELOW
Collapsible Storage Bins

Multifunctional collapsible storage bins. Made of sturdy plastic with easy snap connection, making these boxes extremely versatile. Ideal for use in the workplace or at home where creating temporary and flexible work areas is key. Fully collapsible and stackable when not in use.

	A	B	C	D
Model No:	CB85L	CB15L	CB30L	CB55L
Capacity:	8.5L	15L	30L	55L
Collapsed Size (W x D x H):	216 x 336 x 55mm	270 x 420 x 60mm	303 x 500 x 65mm	400 x 600 x 65mm
Working Size (W x D x H):	216 x 336 x 175mm	270 x 420 x 200mm	303 x 500 x 275mm	400 x 600 x 321mm

A-D



A-D



E



E TPS130
24 Bin & Panel Combination

24 Bins

Manufactured from shockproof polymer which is resistant to mild acids, solvents and oils. Bins have a high thermal stability and resist damage from extremes of temperature. Supplied with heavy-duty steel back panel.

Specifications:	Width:	Depth:	Height:
Bin Dimensions (x24):	100mm	110mm	75mm
Panel Dimensions:	630mm	10mm	380mm

F



F TPS131
24 Bin & Panel Combination

24 Bins

Manufactured from shockproof polymer which is resistant to mild acids, solvents and oils. Bins have a high thermal stability and resist damage from extremes of temperature. Supplied with heavy-duty steel back panel.

Specifications:	Width:	Depth:	Height:
Medium Bin (x12):	100mm	160mm	75mm
Large Bin (x12):	100mm	210mm	75mm
Panel Dimensions:	630mm	10mm	380mm

G



15 Bins

G TPS1569WM
15 Bin Wall Mounting Storage System

Manufactured from shockproof polymer which is resistant to mild acids, solvents and oils. Bins have a high thermal stability and resist damage from extremes of temperature. Supplied with a heavy-duty composite back panel.

Specifications:	Width:	Depth:	Height:
Small Bin (x9):	100mm	95mm	50mm
Medium Bin (x6):	95mm	140mm	75mm
Panel Dimensions:	320mm	20mm	410mm

H



H TPS132
24 Bin & Panel Combination

24 Bins

Manufactured from shockproof polymer which is resistant to mild acids, solvents and oils. Bins have a high thermal stability and resist damage from extremes of temperature. Supplied with heavy-duty steel back panel.



Specifications:	Width:	Depth:	Height:
Small Bin (Red x12):	100mm	110mm	75mm
Medium Bin (Blue x6):	100mm	160mm	75mm
Large Bin (Blue x6):	100mm	210mm	75mm
Panel Dimensions:	630mm	10mm	380mm



A TPS118
118 Bin Mobile Storage System

Powder coated steel racking with composite storage bins positioned evenly on both sides. Mounted on heavy-duty castors (two lockable) for mobility.

Specifications:	Width:	Depth:	Height:
Overall Size:	950mm	675mm	1815mm
Medium Bin (x64):	110mm	160mm	75mm
Large Bin (x30):	150mm	235mm	125mm
X-Large Bin (x24):	200mm	320mm	155mm



D TPS47
47 Bin Storage System

Powder coated steel racking with composite storage bins positioned evenly on one side.


Specifications:	Width:	Depth:	Height:
Overall Size:	940mm	285mm	1145mm
Medium Bin (x32):	110mm	160mm	75mm
Large Bin (x15):	150mm	235mm	125mm



E TPS94
94 Bin Mobile Storage System

Powder coated steel racking with composite storage bins positioned evenly on both sides. Mounted on heavy-duty castors (two lockable) for mobility.

Specifications:	Width:	Depth:	Height:
Overall Size:	940mm	500mm	1245mm
Medium Bin (x64):	110mm	160mm	75mm
Large Bin (x30):	150mm	235mm	125mm



B-C SEE BELOW
Bench Mounting Bin Storage Systems

Workbench or countertop parts storage system. Suitable for storing nuts, bolts, screws or any small components. Helps to keep work area tidy and parts to hand. Storage bins mounted onto a composite back panel.

B TPS1569
15 Bin Bench Mounting Storage System

Specifications:	Width:	Depth:	Height:
Small Bin (x9):	85mm	95mm	50mm
Medium Bin (x6):	95mm	145mm	75mm
Panel Dimensions:	320mm	n/a	410mm

C TPS1218
30 Bin Bench Mounting Storage System

Specifications:	Width:	Depth:	Height:
Small Bin (x18):	100mm	95mm	50mm
Medium Bin (x12):	100mm	160mm	70mm
Panel Dimensions:	650mm	n/a	380mm



A



22 Bins

B



36 Bins

C



72 Bins

Optional Fixing Kit

Optional fixing kit available allowing multiple units to be joined together - order Model No. TPSJK.



A-C SEE RIGHT

Mobile Bin Storage Systems

Powder coated steel racks with robust composite storage bins. Mounted on heavy-duty castors (two lockable) for smooth mobility. Optional fixing kit available allowing multiple units to be joined together - order Model No. TPSJK.

Model No:	TPS22	TPS36	TPS72
Overall Size (W x D x H):	850 x 385 x 840mm	855 x 385 x 1710mm	1710 x 385 x 1710mm
Small Bin:	140 x 380 x 90mm(x15)	140 x 380 x 90mm(x15)	140 x 380 x 90mm(x30)
Large Bin:	170 x 380 x 180mm(x4)	170 x 380 x 180mm(x12)	170 x 380 x 180mm(x24)
X-Large Bin:	245 x 380 x 180mm(x3)	245 x 380 x 180mm(x9)	245 x 380 x 180mm(x18)
Weight:	29kg	39kg	77kg
Maximum Weight Capacity:	60kg	150kg	200kg

D



27L

E



54L

F



D-E SEE RIGHT

Composite Stackable Storage Boxes with Lid

Professional quality storage boxes with lid and snap-lock handles. Robust construction. Can be nested or stacked.

Model No:	External Size (W x D x H):	Capacity:
APB27	600 x 400 x 185mm	27L
APB54	600 x 400 x 335mm	54L

G

40L

60L

80L



G SEE BELOW

Storage Containers

Robust composite storage boxes with moulded under rim handles. Suitable for industrial or domestic use.

Model No:	External Size (W x D x H):	Capacity:
AP5040	790 x 390 x 190mm	40L
AP5060	780 x 390 x 295mm	60L
AP5080	790 x 520 x 310mm	80L

F CX311

Storage Tray

Strong and durable, ideal for everyday storage of workshop consumables such as brake and power steering fluid bottles. Keeps the working environment clean and tidy.

Overall Size (W x D x H):	575 x 430 x 180mm
---------------------------	-------------------



Shown with Model No. CX309.

A



B



C



B-C SEE BELOW

18 Drawer - Cabinet Boxes

Tough and durable housing, contains 18 impact resistant composite drawers. Ideal for storing a mixture of small to large fixings and components. Fitted with four fixing points for wall mounting or can be bench mounted (freestanding).

A APDC39

39 Drawer Cabinet Box

Tough and durable carcass, contains 39 impact resistant composite drawers. Ideal for storing a mixture of small to large fixings and components. Fitted with four fixing points for wall mounting or can be bench mounted (freestanding).

Specification:	W x D x H:
Overall Size:	375 x 165 x 470mm
Small Compartment (x30):	50 x 135 x 35mm
Large Compartment (x9):	110 x 135 x 55mm

	B	C
Model No:	APDC18HV	APDC18R
Colour:	Green/Black	Red/Black
Number of Drawers:	18	18
Overall Size (W x D x H):	380 x 160 x 475mm	380 x 160 x 475mm
Large Compartment (x18) (W x D x H):	110 x 135 x 60mm	110 x 135 x 60mm



ASSORTMENT BOXES

For our full range of assortment boxes, including fixings and fasteners, O-rings, Rivets, Hose Clips and Crimp Terminals, see pages 1082 to 1102.

D



E



F



G



D-G SEE BELOW

Cabinet Boxes

Tough and durable housing, with impact resistant composite drawers. Ideal for storing a mixture of small to large fixings and components. Fitted with fixing points for wall mounting or can be used freestanding.

	D	E	F	G
Model No:	APDC39HV	APDC39R	APDC60HV	APDC60R
Colour:	Green/Black	Red/Black	Green/Black	Red/Black
Number of Drawers:	39	39	60	60
Overall Size (W x D x H):	380 x 160 x 475mm	380 x 160 x 475mm	380 x 160 x 475mm	380 x 160 x 475mm
Small Compartment (W x D x H):	50 x 135 x 35mm (x30)	50 x 135 x 35mm (x30)	50 x 135 x 35mm (x60)	50 x 135 x 35mm (x60)
Large Compartment (W x D x H):	100 x 150 x 70mm (x9)	100 x 150 x 70mm (x9)	-	-

A-C SEE BELOW

Cabinet Boxes

Heavy-duty steel frame cabinets for workshop use. Polypropylene drawers, each divide into smaller compartments. Can be wall mounted or used freestanding. These cabinets also make up our Rotating Storage Cabinet System, Model No. APTT320 which is the most popular set-up. Alternatively you can choose any 12 Cabinet Boxes (Model No's APDC08, APDC24 or APDC48) plus Model No. APTT Cabinet Box Turntable to make up your own combination.



A APDC08
8 Drawer Cabinet Box

Specification:	Width:	Depth:	Height:
Overall Size:	305mm	155mm	555mm
Drawer Size (x8):	270mm	135mm	60mm



B APDC24
24 Drawer Cabinet Box

Specification:	Width:	Depth:	Height:
Overall Size:	305mm	155mm	555mm
Drawer Size (x24):	85mm	135mm	60mm



C APDC48
48 Drawer Cabinet Box

Specification:	Width:	Depth:	Height:
Overall Size:	305mm	155mm	555mm
Drawer Size (x48):	65mm	135mm	35mm




D APTT
Cabinet Box Turntable

Freestanding turntable for use with Model No's APDC08, APDC24 and APDC48 Cabinet Boxes. Can support a total of 12 cabinet boxes, three on each side.

E APTT320
320 Drawer Rotating Storage Cabinet System

Freestanding rotating cabinet system featuring 12 cabinet boxes with three different drawer configurations. Ideal for workshop or stores use. Fitted with roller bearings allowing 360° movement. Supplied with four adjustable feet to secure unit on uneven surfaces.

Specification:	Width:	Depth:	Height:
Overall Size:	470mm	470mm	1760mm
Large Drawer (x32):	270mm	135mm	60mm
Medium Drawer (x96):	85mm	135mm	60mm
Small Drawer (x192):	60mm	135mm	35mm



F-G SEE BELOW
Cabinet Boxes

Professional quality steel frame cabinets for use in the workshop. Supplied with tough polypropylene drawers which can be subdivided into smaller compartments with dividers (not supplied). Can be wall mounted or used freestanding.

F Model No:	APDC20		
Specification:	Width:	Depth:	Height:
Overall Size:	310mm	147mm	285mm
Small Drawer (x15):	50mm	135mm	35mm
Medium Drawer (x3):	85mm	135mm	56mm
Large Drawer (x2):	135mm	135mm	56mm
Total Number of Drawers:	20		



G Model No:	APDC45		
Specification:	Width:	Depth:	Height:
Overall Size:	310mm	145mm	510mm
Small Drawer (x40):	50mm	135mm	35mm
Medium Drawer (x3):	85mm	135mm	55mm
Large Drawer:	270mm	135mm	55mm
Total Number of Drawers:	44		

H SEE BELOW
Drawer Dividers

Not Illustrated

Drawer dividers for Model No's APDC20 and APDC45.

Model No:	Quantity:
APDC01	Small (x30)
APDC02	Small (x10), Medium (x3), Large (x2)

A NEW



B NEW



C NEW



A-C SEE BELOW

Modular Shelf Van Storage Systems

Modular van storage systems. Universally designed to fit medium and large vans. Versatile shelves and dividing system allows you to maximise your storage space with minimal effort with lockable door (APMSV03) included. Designed to fit close to the interior walls of the van freeing up precious floor space. Robust steel construction. Perforated tool side panels to maximise space. Four shelves that can be height adjusted in 25mm increments. Eight dividers that adjust every 75mm ideal for parts trays and plastic parts bins. Supplied flat-packed with six brackets to ensure security and rigidity. For our full range of Van Storage Systems see pages 1080.

Model No:	Type:	Overall Size (W x D x H):	926 x 380 x 1300mm
A APMSVCOMBO1	Flat Shelf	Shelf Size (x4):	925 x 370 x 225mm
B APMSVCOMBO2	Slanted Shelf	Shelf Partitions:	12x slots per shelf, 75mm apart (8 x partition plates supplied)
C APMSVCOMBO3	Flat & Slanted Shelf	Lockable Door Specification (W x D):	850 x 300mm

D



D APDC5 5 Bin Stackable Cabinet Box

Tough and durable cabinet with five tilting bins suitable for storing various components. Design allows secure stacking of multiple units. Pre-drilled holes for wall mounting.

Specification:	Width:	Depth:	Height:
Overall Size:	600mm	140mm	170mm
Storage Bin (x5):	100mm	100mm	145mm*

*Internal Dimensions

E



F



E-F SEE BELOW

Metal Cases with Removable Storage Bins

Tough and durable metal cases featuring plastic removable storage bins. Fitted with sturdy swing type handles. Twin toggle locking catches and one safety catch provide added security. Ideal for storing a mixture of small and large fixings and components.

E Model No:	APMC15		
Specification :	Width:	Depth:	Height:
Overall Size:	388mm	280mm	67mm
Small Bin (x9):	55mm	55mm	60mm
Medium Bin (x1):	105mm	55mm	60mm
Large Bin (x4):	105mm	105mm	60mm
X-Large Bin (x1):	215mm	105mm	60mm

F Model No:	APMC27		
Specification :	Width:	Depth:	Height:
Overall Size:	440mm	345mm	135mm
Small Bin (x12):	55mm	55mm	60mm
Medium Bin (x6):	105mm	55mm	60mm
Large Bin (x6):	105mm	105mm	60mm
X-Large Bin (x3):	215mm	105mm	60mm

D



Secure stacking of multiple units.

G APAS15A

Stackable Parts Storage Case with Removable Compartments

Tough impact resistant polypropylene compartment case which can be stacked together by means of robust locking clips. Section dividers can be removed when larger parts need to be stored. Ideal storage for various types of small, medium or large fixings, fuses and other components. Clear lid for easy identification. Features two tough composite locking clips.

Specification:	Width:	Depth:	Height:
Overall Size:	370mm	280mm	67mm
Compartment Quantity/Size:			
8	65mm	60mm	50mm
3 (Tapered)	65mm	60mm	50mm
2	65mm	135mm	50mm
2	90mm	65mm	50mm

G



Fully stackable and easily clipped together.



A-C SEE BELOW

Assortment Cases with Compartments

High impact copolymer assortment cases with two tough locking clips and moulded handle. Ideal storage for various types of small, medium or large fixings, fuses and components. Small section dividers can be removed when larger parts are needed to be stored. Clear lid for easy identification of contents.

A Model No:	APAS16C		
Specification:	Width:	Depth:	Height:
Overall Size:	326mm	48mm	257mm
Compartment Quantity/Size:			
18	70mm	42mm	55mm
B Model No:	APAS18C		
Specification:	Width:	Depth:	Height:
Overall Size:	420mm	61mm	305mm
Compartment Quantity/Size:			
18	82mm	50mm	72mm
C Model No:	APAS24C		
Specification:	Width:	Depth:	Height:
Overall Size:	510mm	71mm	347mm
Compartment Quantity/Size:			
22	90mm	65mm	80mm

F-G SEE BELOW

Parts Storage Cases with Removable Compartments

Tough impact resistant storage cases with comfort carry handles and twin locking composite clasps. Transparent lid for easy identification of contents. Supplied with removable plastic storage bins. Ideal for storing a mixture of small parts and components.

F Model No:	APAS2R		
Specification:	Width:	Depth:	Height:
Overall Size:	420mm	60mm	330mm
Compartment Quantity/Size:			
8	105mm	75mm	45mm
4	75mm	50mm	45mm
8	50mm	45mm	45mm
G Model No:	APAS3R		
Specification:	Width:	Depth:	Height:
Overall Size:	420mm	105mm	330mm
Compartment Quantity/Size:			
4	155mm	105mm	90mm
4	105mm	75mm	90mm



D APAS10R

Parts Storage Case with Fixed & Removable Compartments

Parts storage case with deep, removable compartments. Supplied with eight removable and two fixed cups which are ideal for storing a mixture of small, medium or large fixings, fuses and components. Clear lid for easy identification of contents. Moulded grip handle for comfort. Twin locking lid with the option of adding a padlock for extra security. Case sold singularly but supplied with side locks for the safe stacking of multiple boxes.

Specification:	Width:	Depth:	Height:
Overall Size:	430mm	110mm	350mm
Compartment Quantity/Size:			
Small Compartment (x2)	115mm	80mm	80mm
Small Removable Cup (x6)	110mm	90mm	75mm
Large Removable Cup (x6)	160mm	90mm	110mm



E APAS12R

Parts Storage Case with 12 Removable Compartments

Tough impact resistant storage case with aluminium carry handle and twin locking aluminium clasps. Transparent lid for easy identification of contents. Supplied with removable plastic storage bins. Ideal for storing a mixture of small parts and components.

Specification:	Width:	Depth:	Height:
Overall Size:	490mm	110mm	425mm
Compartment Quantity/Size:			
8	110mm	80mm	95mm
4	155mm	110mm	95mm



H S01219

11pc Electrical VDE Tool Kit

For our full range of VDE tools, see pages 204 to 209.

Contents: Screwdrivers; Slotted - 3 x 75mm, 4 x 100mm, 5.5 x 125mm, 6.5 x 150mm, Phillips - #0 x 75mm, #1 x 80mm, #2 x 100mm, 175mm Combination Pliers, 150mm Side Cutters, 200mm Long Nose Pliers, Voltage Tester



A-D SEE BELOW

Professional Compartment Cases

Professional lightweight compartment cases made of impact resistant polycarbonate and polypropylene for durability and strength with robust hinges. Supplied with assorted cups ideal for storing a mixture of small, medium and large fixings, fuses and components. U-profiles on the underside of the lid keep the contents in place during transportation, even with compartments missing. Removable compartments enable the user to mix and match the assortment case to their needs. Clear lid for easy identification of contents. Twin sliding locks with the option of adding two padlocks for extra security.

A NEW



A APAS16R Professional Small Compartment Case

Specification:	Width:	Depth:	Height:
Overall Size:	337mm	57mm	278mm
Compartment Quantity/Size:			
Small Compartment (x8):	40mm	45mm	55mm
Medium Compartment (x4):	55mm	45mm	75mm
Large Compartment (x2):	80mm	45mm	110mm
Long Compartment (x2):	60mm	45mm	155mm

B NEW



B APAS25R Professional Medium Compartment Case

Specification:	Width:	Depth:	Height:
Overall Size:	413mm	57mm	330mm
Compartment (x25):	53mm	44mm	77mm

C NEW



C APAS10RC Professional Large Compartment Case

Specification:	Width:	Depth:	Height:
Overall Size:	337mm	79mm	278mm
Compartment Quantity/Size:			
Small Compartment (x4):	75mm	65mm	55mm
Medium Compartment (x2):	105mm	65mm	75mm
Large Compartment (x2):	160mm	65mm	80mm
Long Compartment (x1):	155mm	65mm	55mm

D NEW

Deep



D APAS8R Professional Deep Compartment Case

Specification:	Width:	Depth:	Height:
Overall Size:	413mm	148mm	330mm
Compartment Quantity/Size:			
Small Compartment (x2):	55mm	130mm	80mm
Medium Compartment (x1):	80mm	130mm	110mm
Large Compartment (x2):	100mm	130mm	155mm
Medium Long Compartment (x1):	80mm	130mm	160mm
Long Compartment (x2):	75mm	130mm	270mm

E



E APAS20 23 Compartment Assortment Case

Tough impact resistant polypropylene assortment case with 23 compartments. Small section dividers can be removed when larger parts are needed to be stored. Ideal storage for various types of small, medium or large fixings, fuses and components. Clear lid for easy identification of contents. Features two tough composite locking clips and a padlock eye suitable for padlock shackles up to Ø5mm.

Specification:	Width:	Depth:	Height:
Overall Size:	380mm	70mm	310mm
Compartment Quantity/Sizes:			
Medium Compartment (x15):	47mm	55mm	66mm
Large Compartment (x6):	57mm	55mm	66mm
Tapered Compartment (x2):	175mm	60mm	74mm

F



F APAS42 42 Compartment Double-Sided Parts Storage Case

Tough impact resistant polypropylene double-sided assortment case with 42 compartments. Reinforced composite long-life locking catches and built-in carry handle. Clear plastic lids for easy identification of contents. Each compartment divider is pressed by the lid when closed, preventing parts from sliding from one compartment to another when in transport.

Specification:	Width:	Depth:	Height:
Overall Size:	420mm	95mm	300mm
Compartments:			Quantity:
Fixed:	-	-	6
Adjustable (Removable Dividers):	-	-	36

A



A AP1608W
8 Drawer Machinist Toolbox

Toolbox with two large and six medium drawers, two of which are supplied with dividers, all secured behind a lockable front panel. A hinged top lid reveals a large storage area. All drawers and top are lined with green felt interior to help protect tools. Easy slide drawers for quick and easy-access to contents. Lockable lid features three catches that add extra strength when toolbox is picked up by the handle. Supplied with two keys.

Overall Size (W x D x H):	510 x 270 x 405mm
Top Compartment:	475 x 230 x 70mm
Medium Drawer (x6):	195 x 180 x 25mm
Large Drawer (x2):	440 x 180 x 45mm

B-C



B-C SEE BELOW
Aluminium Tool Cases

Tough and stylish aluminium tool cases. Perfect for the mobile technician. Great for storing video/photo-graphic equipment, games consoles and accessories. Supplied with a tool storage board and case dividers plus a set of two keys.

Model No:	Size (W x D x H):	Edges:
B AP601	450 x 350 x 155mm	Radiused
C AP603	450 x 330 x 150mm	Square

D

HEAVY DUTY



D AP610
Heavy-Duty Tool Case

Versatile tool case with aluminium frame and reinforced composite panels. A foam inner lining ensures contents are kept safe. Includes internal movable dividers allowing case to be used for many applications i.e. tools, test devices, video/photo-graphic equipment, games consoles and accessories. Tool storage board ensures no space is wasted and can be detached if required. Two tough lockable catches for added security. Supplied with two keys. Shoulder strap also included.

Overall Size (W x D x H):	450 x 330 x 150mm
----------------------------------	-------------------

E



E AP607
ABS Tool Case

Lightweight yet hard-wearing tool case with ABS shell which will not dent or bend. Ideal for the mobile technician. The interior features two hinged small tool storage surfaces, document pocket and adjustable/removable dividers in main compartment. Locking catches provide security. Supplied with two keys.

Overall Size (W x D x H):	500 x 400 x 190mm
----------------------------------	-------------------

F



F AP616
Heavy-Duty HDPE Professional Tool Case

Lightweight yet hard-wearing tool case with an HDPE (High-density polyethylene) shell which will not bend or dent. Ideal for the mobile technician, the interior features a double-sided tool storage surface, along with adjustable/removable dividers in the main compartment. The case also features ABS and TPR corner caps for added durability and locking catches provide additional security. Supplied with two keys.

Overall Size (W x D x H):	460 x 350 x 160mm
----------------------------------	-------------------

G



G AP606
ABS Tool Case

Hard-wearing tool case with ABS shell which will not dent or bend. Ideal for the mobile technician, the interior includes removable tool storage pallet and internal dividers. Locking catches provide added security. Supplied with two keys.

Overall Size (W x D x H):	460 x 350 x 150mm
----------------------------------	-------------------

H



H S01055
2 Drawer Portable Tool Chest with 90pc Tool Kit
For full specification, see page 58.

Siegen
1/4" & 1/2" Sq Drive
MM

I



I S01216
86pc Tool Kit with Cantilever Toolbox
For full specification, see page 58.

Siegen
1/4" & 1/2" Sq Drive
MM

J

Premier

MM



J AK7980
144pc Mechanic's Tool Kit
For full specification, see page 63.



Model No. AP8130 shown with optional dividers, order Model No. AP8D6.

A-B SEE RIGHT

ABS Stackable Click Together Toolboxes

Durable ABS toolboxes each with robust fold flat handle. Can be used separately or interlocked with other boxes in the range, making any combination to suit your requirements. Dividers (Model No. AP8D6), are available as an optional extra to help keep small parts separate.

	A	B
Model No:	AP8130	AP8150
Size:	Small	Medium
External Dimensions (W x D x H):	445 x 310 x 130mm	445 x 310 x 150mm
Internal Dimensions (W x D x H):	430 x 300 x 100mm	430 x 300 x 125mm
Optional Accessories:		
C Dividers:	(Pack of 6) AP8D6	(Pack of 6) AP8D6



D APTT2

Multipurpose Tote Tray

Professional quality tote tray for the storage of general-purpose tools. Features two deep compartments and two small compartments for multipurpose storage. Includes holes for screwdrivers and pliers as well as supporting grooves to assist with wood cutting. Easy to carry with sturdy grip.

Overall Size inc. Handle (W x D x H):	550 x 350 x 220mm
Internal Dimensions (W x D x H):	
X-Small Tray (x2):	35 x 90 x 60mm
Large Tray (x2):	430 x 115 x 138mm



E AP505S

505mm Stainless Steel Toolbox with Tote Tray

Heavy-duty stainless steel toolbox with integral composite tote tray. Soft grip carry handle for added comfort. Includes padlock eye for extra security.

Overall Size (W x D x H):	505 x 245 x 225mm
----------------------------------	-------------------

F AP660S

660mm Stainless Steel Toolbox with Tote Tray

Heavy-duty stainless steel toolbox with integral composite tote tray. Soft grip carry handle for added comfort. Includes padlock eye for extra security.

Overall Size (W x D x H):	660 x 280 x 225mm
----------------------------------	-------------------

A




A AP855
3 Compartment Mobile Stainless Steel/ Composite Toolbox

Mobile with heavy-duty wheels and a retractable handle. Separates into three units. Top box with tote tray, has two strong clasps and padlock hasp. Middle box features two large pull-out drawers. Base unit is an open top bin providing storage for larger items and can be secured by padlock (not included).

Specification (W x D x H):	
Overall Size:	540 x 350 x 840mm
Top Box (Internal):	475 x 235 x 145mm
Middle Box Drawers (x2) (Internal):	400 x 200 x 85mm
Base Unit (Internal):	470 x 230 x 320mm

B



Tools not included.

B AP850
Mobile Toolbox with Tote Tray & Removable Storage Box

Mobile toolbox with heavy-duty wheels for added manoeuvrability. Extendable handle aids transportation and folds away for compact storage when not in use. Two assortment compartments and bit storage device with pull down lids on top of toolbox. Detachable 14 compartment assortment box allows user to have smaller fixings and components to hand at all times. Top of toolbox opens up to give additional storage space for larger items and includes tote tray. Medium pull-out drawer includes five storage compartments. Large pull-out drawer at the base of toolbox, ideal for storing and transporting larger items.

Specification (W x D x H):	
Overall Size:	452 x 255 x 850mm
Medium Drawer:	355 x 225 x 81mm
Large Drawer:	363 x 205 x 211mm

C



C AP860
Professional Mobile Toolbox with 5 Removable Storage Cases

Mobile with two heavy-duty wheels and retractable handle. Sturdy composite frame houses five individual storage cases fitted with strong composite clasps. Trail box can be locked on each side using padlocks (not included). Toolbox shuts securely using lift and lock latches. All five storage boxes slide out of the frame separately for easy-access to the box required.

Overall Size (W x D x H):	
Overall Size:	500 x 410 x 770mm
Parts Storage Box (Small) with 25 Storage Compartments:	430 x 370 x 55mm
Part Storage Box (Large) with 13 Storage Compartments:	430 x 370 x 85mm
Parts Storage Box (Large):	430 x 370 x 85mm
Tool Box (Small):	430 x 370 x 145mm
Tool Box (Large):	430 x 370 x 300mm

D



D AP548
3 Compartment Mobile Steel/Composite Toolbox

Mobile toolbox with heavy-duty wheels for added manoeuvrability. Features an extendable handle allowing easy transportation and compact storage. Separates into three units. Top box with removable tote tray has two strong metal clasps and padlock hasp. Middle box with two ball-bearing runner drawers. Base unit is an open top bin providing storage space for larger items which can also be secured by a padlock (not included). Each unit can be used separately or combined for greater capacity.

Overall Size (W x D x H):	495 x 280 x 720mm
Medium Drawer (x2):	390 x 220 x 65mm

D





A AP580LH
580mm Toolbox with Locking Carry Handle
 Strong composite toolbox with integral tote tray and small parts storage tray. Carry handle locks the lid in position even when the clasps are not shut. Toolbox can be used as a step with a maximum weight capacity of 120kg. 510mm Measuring scale moulded in to the toolbox and a padlock eye for security (padlock not included).

Overall Size (W x D x H): 580 x 285 x 290mm
Internal Dimensions (W x D x H): 510 x 210 x 270mm



E AP490
490mm Toolbox with Tote Tray
 Tough composite construction. Lid features folding comfort grip carry handle and two flip lid organisers with four fixed compartments in each. Main storage compartment suitable for hand tools and small power tools, also includes tote tray. Two tough clasps hold the toolbox shut with padlocking facility (padlock not included).

Overall Size (W x D x H): 490 x 240 x 240mm



F AP533
510mm Toolbox with Tote Tray
 Heavy-duty steel toolbox with integral tote tray and composite carry handle. Also features recessed carry handles on either end to aid lifting/transportation. Includes padlock hasp for extra security.

Overall Size (W x D x H): 510 x 220 x 240mm



B-D SEE BELOW
Toolboxes with Tote Tray

Tough composite toolbox and organisers. Lid features folding comfort grip carry handle and three flip lid organisers containing fixed compartments. Main storage compartment suitable for hand tools and small power tools, also includes tote tray. Two tough clasps hold the toolbox shut with additional padlocking facility for extra security (padlock not included).


	B	C	D
Model No:	AP410	AP430	AP560
Fixed Compartments:	3	5	6
Overall Size (W x D x H):	410 x 209 x 195mm	430 x 250 x 238mm	560 x 291 x 280mm
Internal Dimensions (W x D x H):*	365 x 145 x 141mm	390 x 140 x 180mm	475 x 201 x 200mm

*Without tote tray.



G AP535
495mm Toolbox with Tote Tray
 Lid features folding carry handle, two flip lid organisers with four fixed compartments in each. Main storage compartment suitable for hand tools and small power tools, also includes tote tray. Two tough metal locking clasps, both with padlock eye for extra security.

Overall Size (W x D x H): 495 x 230 x 250mm



All models include padlock hole and extra-large clasps.



A-B SEE BELOW

530mm 4 Tray Cantilever Toolboxes

Traditional cantilever design with four tool trays and central tool storage area. Top flaps accept padlock (not included), for extra security.

Model No:	Colour:
A AP521	Red
B AP521HV	Green
Size (W x D x H):	530 x 210 x 220mm

C AP2602BB

2 Drawer Portable Toolbox with Ball-Bearing Slides

Small and compact storage coupled with the design and durability of a top chest. Features tough composite carry handle, smooth ball-bearing drawer runners and a steel hasp that can be locked using a padlock (not included).

Overall Size (W x D x H):	360 x 230 x 230mm
Drawer Size (W x D x H):	320 x 210 x 55mm



D-E SEE RIGHT

510mm 3 Drawer Portable Topchests

The storage capacity of a tool chest coupled with the versatility of a carry-type toolbox. Features tough composite top handle, smooth 25mm ball-bearing drawer slides and two strong locking hasps which can be locked using a padlock (not included). Model No. AP9243BBHV also features a stylish treadplate finish on the top of the chest.

Model No:	Colour:		
D AP9243BB	Red		
E AP9243BBHV	Green		
Specification (W x D x H):	Width:	Depth:	Height:
Overall Size:	510mm	225mm	300mm
Drawer Size (x3):	455mm	190mm	45mm



F AP1003

585mm 3 Drawer Portable Toolbox

Has the storage capability of a tool chest coupled with the versatility of a carry-type toolbox. Drawers are automatically locked when lid is closed. Two tough metal locking clasps, both with padlock eye for extra security (padlock not included).

Specification:	Width:	Depth:	Height:
Overall Size:	585mm	250mm	340mm
Drawer Size:	455mm	190mm	45mm



G AP547

500mm 2 Drawer Toolbox

Heavy-duty toolbox with a steel and polypropylene construction including a removable tote tray. Has the storage capability of a tool chest coupled with the versatility of a carry-type toolbox. Two ball-bearing runner drawers automatically lock when lid is shut, preventing accidental opening when being carried or in transit. Two metal clasps ensure the lid stays shut and hasp allows a padlock to be used for added security (padlock not included).

Specification:	Width:	Depth:	Height:
Overall Size:	500mm	255mm	300mm
Drawer Size:	390mm	220mm	50mm



A AP301
300mm Tool Storage Bag with Multiple Pockets

Heavy-duty tool storage bag constructed of tough polyester with padded base for added durability. Adjustable shoulder strap can be hooked onto metal clasps for carrying heavier loads. Multiple inner pockets, outer pockets and tool loops for complete organisation. Cushioned carry handles and metal frame zip.

Overall Size (W x D x H):	300 x 200 x 255mm
Strap Length:	1.5m
Outer Pockets:	30
Inner Pockets:	10



B AP500
500mm Tool Storage Bag

Heavy-duty tool bag constructed of tough polyester with padded base for added durability. Adjustable shoulder strap can be hooked to metal clasps for carrying heavier loads. Features twelve inner pockets and twelve outer pockets for optimum organisation, cushioned carry handles and metal frame zip.

Size (W x D x H):	500 x 280 x 330mm
Strap Length:	1.5m
Outer Pockets:	12
Inner Pockets:	12



C AP508
560mm Tool Storage Bag

Durable polyester fabric tool bag with padded base. Features six internal and eight external pockets for optimum organisation of tools. Cushioned carry handles for comfortable use.

Overall Size (W x D x H):	560 x 360 x 460mm
Outer Pockets:	8
Inner Pockets:	6



D AP507
485mm Tool Storage Bag

Heavy-duty tool bag. Tough polyester construction with rigid base and ends. Supported on five composite feet. Features three external open pockets and seven covered by hook-and-loop sealed flaps. Main compartment has five pockets and can be fully enclosed. Supplied with adjustable shoulder strap and foam padded metal carry handle.

Overall Size (W x D x H):	485 x 250 x 350mm
Strap Length:	950mm
Outer Pockets:	10
Inner Pockets:	5



E AP509
305mm Rubber Bottom Tool Storage Bag

Heavy-duty tool bag constructed from tough polyester with a hard-wearing rubber base. Single internal compartment with built-in pockets enclosed with an industrial grade zip. Keeps tools clean, dry and organised at home or on the job. External features include carry strap for oversized items such as a spirit level and two end pockets, robust carry handles and a strong shoulder strap for easy portability.

Overall Size (W x D x H):	305 x 185 x 255mm
Strap Length:	750mm
Outer Pockets:	5
Inner Pockets:	8



F AP512
450mm Wheeled Tool Storage Bag

Heavy-duty wheeled tool bag of rigid construction with nine internal and eleven external pockets. Single compartment enclosed with a zip. Two strong carry handles and extendable metal handle for easy transportation.

Overall Size (W x D x H):	450 x 260 x 420mm
Outer Pockets:	11
Inner Pockets:	9



G AP518
200mm Technician's Utility/Tool Storage Bag

Open top design allows the user excellent visibility and access to tools and parts. Tool bag features a measuring tape clip and a hanging loop clip. Base compartment is secured by double flap covers, which is ideal for small power tools or consumables such as drill bit sets. Features adjustable shoulder strap and PVC carry handle.

Size (W x D x H):	200 x 220 x 230mm
Lower Compartment Size (W x D x H):	170 x 210 x 65mm
Strap Length:	990mm
Outer Pockets:	18
Inner Pockets:	8



H AP513
500mm Tool Storage Bag

Heavy-duty tool bag constructed from tough polyester with a rigid waterproof rubber base for added durability. Keeps tools clean, dry and organised at home or on site. Two storage compartments feature a total of 15 internal pockets, an aerosol can holder and hook-and-loop retaining strap. External features include an adjustable padded shoulder strap, rubber grip hook-and-loop carry handles, four hanging D-rings and nine pockets.

Overall Size (W x D x H):	500 x 240 x 320mm
Strap Length:	1.1m
Outer Pockets:	9
Inner Pockets:	15



I AP505
500mm Open Tool Storage Bag

Heavy-duty open tool bag with rigid base and ends, adjustable shoulder strap and metal carry handle with foam padding. Featuring ten external pockets, two of which have zips, four internal pockets and various tool loops allowing for optimum organisation. Manufactured from tough polyester.

Overall Size (W x D x H):	500 x 250 x 295mm
Strap Length:	1.2m
Outer Pockets:	10
Inner Pockets:	4

A



A AP519
480mm Tool Backpack
 Spacious backpack manufactured from heavy-duty polyester. Tough plastic base protects tools. Main compartment has three zipped pockets and ten open pockets to keep tools organised. Separate zipped front pocket with internal small zip pocket. Two additional side pockets. Adjustable straps.

Size (W x D x H): 390 x 200 x 480mm
Main Pocket Size (W x D): 380 x 170mm

B



B AP520
490mm Tool Backpack
 Spacious backpack manufactured from heavy-duty polyester. Tough plastic base protects tools. Main compartment has three zipped pockets and ten open pockets to keep tools organised. Separate zipped front pocket with internal padded laptop pocket. Document storage pocket with adjustable clips. Padded adjustable straps and back for comfort.

Size (W x D x H): 390 x 200 x 490mm
Main Pocket Size (W x D): 380 x 170mm

C



C RSBP1
430mm Backpack with Reflective Strips
 Durable 23L polyester rucksack with a padded internal laptop pocket, suits most 15" laptops. Design includes zipped main pockets, high visibility reflective strip on adjustable straps, back pocket and two elasticated side pockets.

Size (W x D x H): 305 x 180 x 430mm
Main Pocket Size (W x D): 280 x 170mm

D



D RSBP2
450mm Backpack
 Durable 20L rucksack manufactured from polyester. Spacious design with two zipped pockets, a carry handle and adjustable padded straps.

Size (W x D x H): 300 x 180 x 450mm
Main Pocket Size (W x D): 280 x 170mm

A-B



Model No. AP519 and AP520 have tough plastic bases, which protect tools and keep backpacks dry.

B



Model No. AP520 is fitted with tough adjustable straps.

E



E SMC44
16-Pocket Mechanic's Tool Apron
 See page 351 for full details.

F



F SMC45
10-Pocket Tool Roll
 See page 351 for full details.

G NEW



G STBL01
Double Pouch Leather Tool Belt
 Double pocket split leather tool belt. Comprises of 11 pockets including two large pouches, two hammer loops, two nail pouches, a knife holder, measuring tape holder and four screwdriver holders. Adjustable 50mm wide webbing belt (maximum 48") with side release type buckle.

No. of Pockets: 11
Overall Size (W x D x H): 500 x 70 x 200mm
Main Compartment Size: 150 x 40 x 150mm

H



H WTTB19
440mm Worksafe® Tool Bag
 Heavy-duty tool bag constructed from tough polyester with a hard-wearing plastic base. Single internal compartment with built-in pockets enclosed with an industrial grade zip. Keeps tools clean, dry and organised at home or on the job.

No. of Pockets: 6 Outer, 10 Inner
Strap Length: 1020mm
Size (W x D x H): 440 x 260 x 300mm
Main Compartment Size (W x D): 430 x 250mm

I



I AP600JB
600mm Trolley Jack Bag
 Primarily designed for the tidy and convenient storage of trolley jacks. Tough polyester construction with rigid base. Five hook-and-loop pads on the base to prevent movement whilst stored in the boot of a car. Two internal and two external pockets. Supplied with foam padded shoulder strap.

No. of Pockets: 2 Outer, 2 Inner
Size (W x D x H): 600 x 300 x 200mm
Main Pocket Size (W x D): 590 x 290mm



A-B SEE BELOW

Brass Body Padlocks

Extruded brass bodied padlocks with hardened and plated steel shackles. Brass cylinder with twin bar locking mechanism. Supplied with three keys.

	A	B
Model No:	S0987	S0989
Body Dimensions (W x D x H):	40 x 14 x 32mm	40 x 14 x 32mm
Shackle Diameter (T):	Ø6mm	Ø6mm
Shackle Max. Internal Height (X):	24mm	64mm
Shackle Max. Internal Width (Y):	21mm	21mm

C S0992

Brass Body Padlock with Brass Cylinder Keyed Alike - Pack of 4

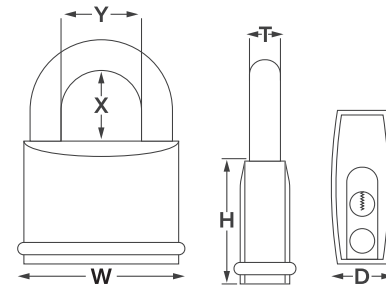
Pack of four extruded brass body padlocks with hardened and plated steel shackles. Brass cylinder with twin bar locking mechanism. All four padlocks feature the same cylinder identification, so any one of the 12 keys supplied will fit each padlock within the pack. Specification as Model No. S0987, see **A** left.



D-G SEE BELOW

Brass Body Padlocks

Key operated padlocks with corrosion resistant brass bodies and hardened steel shackles. Featuring precision tumbler locking mechanisms. All supplied with three keys and have a security rating of 2.



Padlock Dimensions



Security Rating

All Sealey padlocks show an indicative security rating. The higher the number, the greater the security provided. Siegen models do not come with any security rating but are priced competitively and are an ideal deterrent. Sealey do not accept any liability should padlock security be breached.

Please also note that for security reasons, we do not supply spare keys for padlocks and suggest that you have spares cut by a local locksmith and store them in a secure location if required.

	D	E	F	G
Model No:	PL100	PL101	PL102	PL102L
Body Dimensions (W x D x H):	30 x 13 x 27mm	40 x 14 x 33mm	50 x 16 x 39mm	50 x 16 x 39mm
Shackle Diameter (T):	Ø5mm	Ø6.5mm	Ø8mm	Ø8mm
Shackle Max. Internal Height (X):	16mm	21.5mm	25mm	55mm
Shackle Max. Internal Width (Y):	15mm	20.5mm	26mm	26mm
Security Rating:	2	2	2	2



H PL301C

40mm Steel Body Combination Padlock

Laminated steel body combination padlock with steel chrome finished shackle. Three easy-to-read number wheels, easily set and reset, with combination range from 001-999. Full body cover to prevent damage to locked item.



I PL302CW

48mm Steel Body Weatherproof Combination Padlock

Weatherproof combination padlock. Composite coated laminated steel body and hardened steel shackle. Dual lever locking mechanism. Four easy-to-read number wheels easily set and reset with combination range from 0000-9999.

	H	I
Model No:	PL301C	PL301CW
Body Dimensions (W x D x H):	40 x 22 x 37mm	48 x 29 x 48mm
Shackle Diameter (T):	Ø6mm	Ø10mm
Shackle Max. Internal Height (X):	25mm	24mm
Shackle Max. Internal Width (Y):	21mm	23mm
Security Rating:	4	4
Number Wheels:	3	4

Premier™

A-B SEE RIGHT

Steel Body Combination Padlocks

Heavy-duty combination padlocks with hardened weather protected steel body and Chrome Molybdenum shackle. Four easy-to-read number wheels with a wide range of combinations from 0000-9999. Versatile keyless padlocks, to suit any application. Security rating 9.



A-C



C PL603S

Steel Body Shrouded Shackle Combination Padlock

Heavy-duty combination padlock with hardened weather protected steel body and shrouded Chrome Molybdenum steel shackle. Four easy-to-read number wheels with a wide range of combinations from 0000-9999. Versatile keyless padlock, to suit any application. Security rating 9.

Body Dimensions (W x D x H):	62 x 34 x 77mm
Shackle Diameter (T):	Ø11mm
Shackle Max. Internal Height (X):	25mm
Shackle Max. Internal Width (Y):	22mm
Security Rating:	9
No. of Number Wheels:	4

E-F SEE BELOW

Steel Body Padlocks

Heavy-duty, hardened steel weather protected bodies with bumpers to protect locked item. Both feature Chrome Molybdenum steel shackle, 6-pin brass cylinder with dual stainless steel ball locking mechanism. For added protection both padlocks have anti-drill, anti-pick and bump protection. Supplied with two keys and have a security rating 9 or 10.

Model No:	E PL503	F PL504
Body Dimensions (W x D x H):	61 x 32 x 56.5mm	70 x 34 x 64mm
Shackle Diameter (T):	Ø11mm	Ø14mm
Shackle Max. Internal Height (X):	27mm	30mm
Shackle Max. Internal Width (Y):	32mm	30mm
Security Rating:	9	10



Model No:	A PL603	B PL603L
Body Dimensions (W x D x H):	62 x 34 x 54mm	62 x 34 x 54mm
Shackle Diameter (T):	Ø11mm	Ø11mm
Shackle Max. Internal Height (X):	25mm	50mm
Shackle Max. Internal Width (Y):	22mm	22mm
Security Rating:	9	9
No. of Number Wheels:	4	4

D PL503S

Steel Body Shrouded Shackle Padlock

Hardened weather protected solid steel body with bumper to protect locked items. Featuring Chrome Molybdenum shrouded steel shackle. 6-Pin brass cylinder with dual stainless steel ball locking mechanism, plus anti-drill, anti-pick and bump protection. Supplied with two keys. Security rating 10.

Body Dimensions (W x D x H):	61 x 32 x 93mm
Shackle Diameter (T):	Ø11mm
Shackle Max. Internal Height (X):	27mm
Shackle Max. Internal Width (Y):	32mm
Security Rating:	10



Sealey Premier Line Padlocks

Our Premier Line range of padlocks offer the highest level of security. All models are supplied with Chrome Molybdenum shackles. Keyed models have anti-drill, anti-pick and bump protection and are supplied with two keys. For security purposes we don't supply replacement keys and suggest that spare keys are cut by a local locksmith and stored in a secure location.




A-G SEE BELOW

Key Cabinets

Steel construction with durable coating for corrosion resistance. Fitted with high quality cylinder type lock and supplied with two keys. Numbered, colour-coded hook bars are adjustable to suit varying key sizes. Supplied with index card for easy key location. Includes mounting screws and wall plugs. Extra depth on Model No. SKC100D with extra width on Model No's SKC100W and SKC200W allows storage of key bunches and unusually shaped keys.

Model No:	Key Capacity:	Size (W x D x H):
A SKC50	50	375 x 80 x 550mm
B SKC100	100	375 x 80 x 550mm
C SKC100D	100	375 x 140 x 550mm
D SKC200	200	375 x 140 x 550mm
E SKC300	300	375 x 205 x 550mm
F SKC100W	100	725 x 80 x 550mm
G SKC200W	200	725 x 80 x 550mm



H-J SEE BELOW

Electronic Key Cabinets

Heavy-duty construction with twin locking bolts. Simple to operate electronic keypad accepts numbers between three and eight digits, giving millions of combinations. Three LEDs show security, power and operating status. Also supplied with two keys for manual override should batteries fail. Numbered, colour-coded hook bars are adjustable to suit varying key sizes. Includes mounting screws and wall plugs. Batteries not included.

Model No:	Key Capacity:	Size (W x D x H):
H SEKC25	25	320 x 120 x 310mm
I SEKC50	50	400 x 120 x 340mm
J SEKC100	100	400 x 120 x 550mm



K SKFS01 Key Lock Floor Security Safe

Heavy-duty steel construction with triple locking bolts. Powder coated finish to help prevent corrosion. Compact design, pre-drilled holes and security fixings allow safe to be fixed into the floor and be hidden away discreetly. Supplied with two keys.

External Size (W x D x H):	260 x 400 x 140mm
Internal Size (W x D x H):	225 x 315 x 90mm
Weight:	12kg



100 Keys **HEAVY DUTY**



A SKL1
Key Lock Box

Steel construction with durable baked powder coating for corrosion resistance. Fitted with high quality 3-digit tumbler lock giving hundreds of combinations. Includes mounting screws and wall plugs.


External Size (W x D x H):	100 x 60 x 145mm
Internal Size (W x D x H):	85 x 20 x 130mm



B SCB2
200 x 160 x 90mm
Key Lock Cash Box

Sturdy steel construction with rounded corners and reinforced locking catch plate. Fitted with high quality cylinder type lock and supplied with two keys. Hinged lid with recessed handle allowing boxes to be stacked. Supplied with removable six compartment coin tray.

Coin Compartments:	6
Overall Size (W x D x H):	200 x 160 x 90mm



C-E SEE BELOW
Key Cabinets with Key Tags

Seamless steel construction with durable coating for corrosion resistance. Fitted with high quality cylinder type lock and supplied with two keys. Piano hinged door with catch plate gives added security. Supplied with a pack of colour-coded key tags. Includes mounting screws and wall plugs.

Model No:	Key Capacity:	Size (W x D x H):
C SKC20	20	160 x 80 x 200mm
D SKC45	45	240 x 80 x 300mm
E SKC93	93	240 x 80 x 300mm

Cylinder type lock with two keys on these three models.

F-G SEE BELOW
Key Tumbler Lock Key Cabinets

Seamless steel construction with durable coating for corrosion resistance. High quality cylinder type lock with tumbler security system. Piano hinged door with catch plate gives added security. Supplied with number tags. Includes mounting screws and wall plugs. Colour-coded key tags not included (see H).

Model No:	Key Capacity:	Size (W x D x H):
F SKC820	20	160 x 80 x 200mm
G SKC836	36	240 x 80 x 300mm



20 Keys



45 Keys



93 Keys



H SKTAG50
50pc Key Tag Assortment

Assorted colour-coded key tags. Ideal for use in key cabinets for easy referencing.

Pack Quantity:	50
-----------------------	----



20 Keys



36 Keys

Cylinder type lock with tumbler security on these two models. **Note:** Colour-coded tags not included (see H).





Safety Deposit Slot

A SCFS04
Electronic Fireproof Safe

Heavy-duty ABS shell with a four bolt, door locking mechanism. Dual wall filled with cellular concrete. Electronic panel with LCD screen, accepts thousands of 6-digit codes. Also supplied with two emergency override keys. Offers up to one hour fire resistance with UL approval. Batteries not included.

External Size (W x D x H):	450 x 380 x 305mm
Internal Size (W x D x H):	340 x 240 x 190mm
Wall/Door Thickness:	55/80mm



Four Locking Bolts.

B SECS01DS
Electronic Combination Deposit Safe

Heavy-duty construction with twin locking bolts. Simple to operate electronic keypad accepts numbers between 3 and 8-digits, giving millions of combinations. Features safety deposit slot. Three LEDs show security, power and operating status. Also supplied with two keys for manual override should batteries fail. Includes mounting screws and wall plugs. Batteries not included.

External Size (W x D x H):	350 x 250 x 250mm
Internal Size (W x D x H):	345 x 230 x 245mm
Slot Size (W x H):	145 x 10mm
Thickness Wall/Door:	2/4mm



C-D SEE BELOW

Key Lock Safes

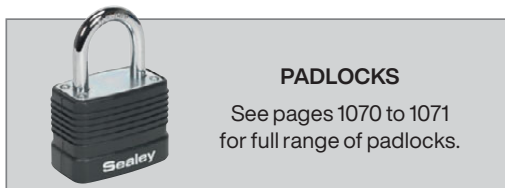
Heavy-duty steel construction with twin locking bolts. Powder coated finish to help prevent corrosion. Compact design, pre-drilled holes and security fixings allow the safes to be fixed to the floor or to the wall and hidden away discreetly. Model No. SKS04 includes two shelves. Supplied with two keys.

Model No:	External Size (W x D x H):	Internal Size (W x D x H):	Thickness Wall/Door:	Shelf Qty:
C SKS01	350 x 250 x 250mm	345 x 230 x 245mm	2/4mm	n/a
D SKS04	350 x 330 x 500mm	345 x 310 x 495mm	2/4mm	2

E AP95
Airbag Cabinet

Mandatory safe storage for airbag and seat belt pre-tensioner charges. This cabinet is made from 2mm thick sheet steel and is fitted with a quality slam type lock. Keeps charges safe from theft or tampering. Can be wall mounted.

Size (W x D x H):	457 x 307 x 614mm
--------------------------	-------------------



PADLOCKS
See pages 1070 to 1071 for full range of padlocks.



A-G SEE BELOW

Electronic Combination Safes

Heavy-duty construction with twin locking bolts. Simple to operate electronic keypad accepts numbers between 3 and 8-digits, giving millions of combinations. Three LEDs show security, power and operating status. Also supplied with two keys for manual override should batteries fail. Includes mounting screws and wall plugs. Batteries not included.



Simple to operate electronic keypad accepts numbers between 3 and 8-digits, giving millions of combinations.



Twin locking bolts on all models.



Supplied with two keys for manual override should batteries fail.

Model No:	External Size (W x D x H):	Internal Size (W x D x H):	Thickness Wall/Door:	Shelves:
A SECS00	310 x 200 x 200mm	306 x 182 x 196mm	2/4mm	n/a
B SECS01	350 x 250 x 250mm	346 x 232 x 246mm	2/4mm	n/a
C SECS02	380 x 300 x 300mm	376 x 282 x 296mm	2/4mm	1
D SECS03	450 x 365 x 250mm	446 x 348 x 246mm	2/4mm	n/a
E SECS04	350 x 330 x 500mm	346 x 312 x 496mm	2/4mm	2
F SECS05	380 x 360 x 575mm	376 x 330 x 571mm	2/4mm	2
G SECS06	514 x 480 x 890mm	510 x 470 x 886mm	2/4mm	2

A-B SEE RIGHT

Truck Boxes

Manufactured from heavy gauge steel with seam welded joints. Folded lips add strength and rigidity. Box may be secured with a padlock hidden in recess at the front. Tamperproof locking system protects padlock for extra security. Features industrial strength handles on each side of box for manoeuvrability. Lid features gas support strut(s) for easy-opening. Both models are also fitted with welded feet allowing unit to be moved by forklift. Feet have pre-drilled holes for the option of securing in one place or for easy attachment of four heavy-duty castors (optional extra, order Model No. STBWK). Suitable for secure storage of tools and heavy equipment on site, in-vehicle, workshop or at home.



C STBWK

Castor Wheel Kit for SSB02E & STB03E

Includes a set of four Ø125mm castor wheels, two of which are locking.

Quantity per Pack:	4
Size:	Ø125mm
Applications:	SSB02E, STB03E



Model No:	A STB03E	B SSB02E
Width:	910mm	1220mm
Depth:	430mm	620mm
Height:	560mm	700mm
Weight:	36kg	60kg
Optional Wheel Kit:	STBWK	STBWK



D-E SEE RIGHT

Truck & Site Boxes

Manufactured from heavy gauge steel with seam welded joints. Folded lips add strength and rigidity. Enamel finish helps prevent corrosion. Boxes may be secured with a padlock hidden in recess at the front. Features heavy-duty handle on each end of box for manoeuvrability. Lid is secured with locked arm when open. Both models are also fitted with welded feet allowing units to be moved by forklift. Feet have pre-drilled holes for the option of securing in place. Suitable for secure storage of tools and heavy equipment, on site, in-vehicle, workshop or at home.



Model No:	D STB02	E SSB01
Width:	1065mm	1220mm
Depth:	510mm	610mm
Height:	595mm	700mm
Weight:	52kg	62.5kg

A-B SEE BELOW

Truck Boxes

Welded steel construction with folded lips for added strength and rigidity. These boxes feature recessed heavy-duty handles on the sides and front to aid manoeuvrability. Lid is supported by two gas struts to enable smooth opening and to hold open when required. For added security the boxes feature anti-jemmy bars on the inside and outside. Suitable for secure storage of tools and heavy equipment, on site, in-vehicle, workshop or at home. Supplied with two keyed alike locks and six keys.

Model No:	Width:	Depth:	Height:	Weight:
A STB06	935mm	470mm	450mm	37kg
B STB07	1275mm	470mm	450mm	47kg



5 YEAR GUARANTEE*

5 Year guarantee on all Superline PRO® Truck and Site Boxes.



C-D SEE BELOW

Site Boxes

Welded steel construction with folded lips for added strength and rigidity. These boxes feature recessed heavy-duty handles on the sides and front to aid manoeuvrability. Lid is supported by two gas struts to enable smooth opening and to hold open when required. Both models feature welded feet which allow the user to move with either a forklift, pallet truck, or to attach Model No. STVWK (optional castor wheel kit). For added security the boxes feature anti-jemmy seams on the inside and outside. Suitable for secure storage of tools and heavy equipment, on site, in-vehicle, workshop or at home. Supplied with two keyed alike locks and six keys.

Model No:	Width:	Depth:	Height:	Weight:
C SSB06	1125mm	610mm	625mm	78kg
D SSB07	1125mm	610mm	925mm	95kg



75+ KG HEAVY ITEM



75+ KG HEAVY ITEM



E STV01 Tool Vault

Welded steel construction with folded lips for added strength and rigidity. The tool vault features recessed heavy-duty handles on the sides and front to aid manoeuvrability. Lid is supported by two gas struts to enable smooth opening and to hold open when required. The vault also features welded feet which allow the user to move with either a forklift, pallet truck, or to attach Model No. STVWK (optional castor wheel kit). An additional storage shelf inside the unit is ideal for having tools in clear view and at arms length, ready for the job in hand. For added security the vault features anti-jemmy seams on the inside and outside. Suitable for secure storage of tools and heavy equipment, on site, in-vehicle, in the workshop or at home. Supplied with two keyed alike locks and six keys.

Width:	1125mm
Depth:	610mm
Height:	1275mm
Weight:	182kg



F STVWK Castor Wheel Kit for SSB06, SSB07 & STV01

Includes a set of four Ø125mm heavy-duty castor wheels, two of which are locking.

Size:	Ø125mm
Applications:	SSB06, SSB07, STV01



**2 YEAR
GUARANTEE***



A-C SEE RIGHT

Steel Storage Chests

Manufactured from heavy gauge steel. Supplied flat-packed. Quick and easy to assemble with all nuts and bolts hidden from view once unit is built up. Enamel finish helps prevent corrosion. Features a cylindrical lock for added security. Suitable for site, workshop and home use.

	A	B	C
Model No:	SB565	SB765	SB1200
Width:	565mm	765mm	1200mm
Depth:	350mm	350mm	450mm
Height:	320mm	320mm	360mm
Weight:	8.25kg	12kg	20kg

D PTB91505

5 Drawer Heavy-Duty Site Box

Manufactured from 1.2mm steel, this site box features a lockable front panel which opens in unison with the lid, supported by two gas struts for smooth operation. The box features five ball-bearing slide drawers (each with 45kg capacity) along with an open top storage space ideal for larger tools and quick access. Heavy-duty handles on either side of the job site box aid positioning. Welded feet on the base of the box enable use with either a forklift or pallet truck to move around the work area. The feet are also supplied with pre-drilled holes for securing in place. Suitable for secure storage of tools on site, in-vehicles, workshops or even at home. The job site box also doubles up as a bench.



5 Drawer

Ball-bearing
Drawer Slides

HEAVY
DUTY

75+ KG
HEAVY ITEM

**10 YEAR
GUARANTEE***

Specification:	Width:	Depth:	Height:
Overall Size:	915mm	505mm	705mm
Small Drawer (x4):	720mm	400mm	45mm
Large Drawer (x1):	720mm	400mm	120mm
Weight:	81kg		



A-C SEE BELOW & RIGHT

Cargo Storage Cases

Rotationally moulded from heavy-duty polypropylene material, which is UV stabilized and impact resistant. Features a water and dust tight rubber seal along with two side carry handles. Recessed latches for added security to help prevent the use of bolt croppers, latches are also suitable for padlocks (not supplied) allowing additional security. Ideal for the safe storage of tools, electronics and photographic equipment. Cases will not rust or dent and are resistant to water, dust, chemicals and oil. Suitable for a variety of applications including pickup trucks, shipping, storage and use with roof racks. Specially designed base and lid enables cases to be stacked efficiently and reduces movement when in transit.



A RMC710
710mm Cargo Storage Case

External Dimensions (W x D x H):	710 x 425 x 330mm
Internal Dimensions (W x D x H):	660 x 375 x 250mm
Capacity:	62L
Weight:	8.65kg



C RMC1020
1020mm Cargo Storage Case

External Dimensions (W x D x H):	1020 x 620 x 510mm
Internal Dimensions (W x D x H):	970 x 600 x 415mm
Capacity:	237L
Weight:	19.3kg



Recessed handle for easy handling. Features a water and dust tight rubber seal.



B RMC870
870mm Cargo Storage Case

External Dimensions (W x D x H):	870 x 530 x 425mm
Internal Dimensions (W x D x H):	820 x 500 x 320mm
Capacity:	131L
Weight:	12.5kg



A-C
Specially designed base and lid enables cases to be stacked efficiently and reduces movement while in transit.

A NEW



B NEW



5 YEAR GUARANTEE*



A-B SEE BELOW

925mm Modular Shelf Van Storage Units

Universally designed to fit medium and large vans. Choose between flat or slanted shelves that can be height adjusted in 25mm increments. Designed to fit close to the interior walls of the van freeing up precious floor space. Robust steel construction with perforated tool side panels for extra organisation. Flat shelves are supplied with steel dividers that adjust every 75mm. Supplied flat packed with six brackets to ensure security and rigidity. Lockable door APMSV03 available (not included).

	A	B
Model No.	APMSV01	APMSV02
Overall Size (W x D x H):	926 x 380 x 1300mm	926 x 380 x 1300mm
Shelf Size (x4):	925 x 370 x 225mm	925 x 370 x 225mm
Shelf Partitions:	8	2
Shelf Type:	Flat (x4)	Slanted (x3), Flat (x1)



C NEW



5 YEAR GUARANTEE*

C APMSV03

Modular Lockable Storage Door

Versatile sprung system fits Model No's APMSV01 and APMSV02 allowing you to place the door in any section of the frame to create a lockable space. Robust steel construction with strong cylinder lock supplied with two keys.

Overall Size (W x H): 850 x 300mm

D NEW



E NEW



5 YEAR GUARANTEE*

F NEW



5 YEAR GUARANTEE*

D-F SEE BELOW

Modular Shelf Van Storage Systems

Universally designed to fit medium and large vans. Versatile shelves and dividing system allows you to maximise your storage space with minimal effort with lockable door (APMSV03) included. Designed to fit close to the interior walls of the van freeing up precious floor space. Robust steel construction. Perforated tool side panels for extra organisation. Four shelves that can be height adjusted in 25mm increments. Eight dividers that adjust every 75mm ideal for parts trays and plastic parts bins. Supplied flat packed with six brackets to ensure security and rigidity.



Model No:	Contents:	Shelf Type:
D APMSVCOMBO1	APMSV01, AMPMV03	Flat (x4)
E APMSVCOMBO2	APMSV02, AMPMV03	Slanted (x3), Flat (x1)
F APMSVCOMBO3	APMSV01, APMSV02, AMPMV03	Slanted (x3), Flat (x5)